



PRODUCT QUICK GUIDE

COMMERCIAL DISPLAY PRODUCTS

January–June 2023

HIKVISION[®]

CONTENTS

001

LED

- 005** Indoor LED Display
- 013** Outdoor LED Display
- 017** Rental LED Display
- 022** Creative LED Display
- 026** LED Controller

029

Interactive
Flat Panel

- 031** D5B Series
- 032** D5C Series

034

LCD
Video Wall

039

Digital
Signage

046

Decoder

049

Video Wall
Controller

LED

- 005** Indoor LED Display
- 013** Outdoor LED Display
- 017** Rental LED Display
- 022** Creative LED Display
- 026** LED Controller



LED Display


Brighten Every Moment

- > Pix Master Pixel Control – Proprietary image processing technology enhances image clarity without loss of detail, and reduces power consumption as well.
- > Top Grey Level – Up to 22-bit top grey level brings you a wider range of color grades
- > Remote Control – Remote controller meets all your needs, including display modes adjustments & signal source switches, brightness level, automatic dehumidification and blue light filtering
- > User-friendly Design – Flexible installation with floor-standing, wall-mounting, and hoisting methods to choose from; easier maintenance with front magnetic wireless module design
- > Automatic Dehumidification – Automatic dehumidification function lowers light failures by 30% on average, effectively lengthening lifespan
- > Creative LED displays for dedicated application scenarios: transparent LED, LED poster display, LED all-in-one display, LED splicing screen, etc.
- > Ultra High Brightness – Up to 10,000 nits for outdoor LED displays.
- > Ultra Small Pixel Pitch – Minimum 0.7 mm pixel pitch.
- > Flip-chip Technology – Flip-chip COB, flip-chip SMD and flip-chip IMD technology helps to reduce dead-pixel rate and save energy.
- > Common-cathode Technology – Precise power supply on the light-emitting diodes to reduce power consumption.
- > Aluminum Shell LED Lamp Board – Excellent heat dissipation performance allowing the LED video wall to work normally without air conditioning below 60°C



LED Display Highlights

True-to-Life Display

 PixMaster Pixel Control Technology



Proprietary image processing technology enhances image clarity without loss of detail.

Simple Usability

 Powerful LED Controller



High Capacity

- Up to 6 video input signals simultaneous display
- Max. 13.27MP with 24 RJ45 Ports

Video preview

- Support previewing the video wall through the built-in HDMI output interface

Built-in Video Wall Controller

- Support video wall management like splicing, window division, roaming, layout saving, etc.

Intelligent Energy-Saving Engine

 Dynamic Engine Algorithm



The dynamic engine algorithm can identify the details of bright and dazzling pictures, reduce its brightness, and make the display effect more gentle and reduce the power consumption at the same time.

 LED O&M Software Platform



The Hikvision LED O&M software making LED operation much easier, including

- LED automatic operation and maintenance,
- LED status monitoring and alarm
- LED configuration guidance
- LED troubleshooting guidance,

 Convenient Remote Control



Convenient to use with the handheld Remote Control, including adjustment of display modes & signal source switches, brightness level, automatic dehumidification and blue light filtering.

 Automatic Dehumidification

- One-click automatic dehumidification
- Extended LED lifespan and reduced broke light rate by 30%



Rainy Season


Moisture Region

Coastal Areas

High-Quality Hardware


Indoor LED

Dual Power Supply




Dual power backup design ensures more stable and secure operation.

High-Precision Seamless Splicing



Die-cast aluminum cabinet is lightweight and strong, ensuring seamless, high-precision splicing.

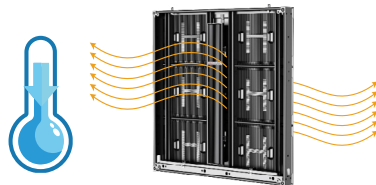
Floating Connector Design



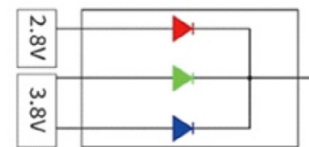
The connector can move slightly, helping to adjust lamp board flatness.

Outdoor LED

Excellent Heat Dissipation



Common Cathode Energy Saving Technology






Accurate electricity distribution for RGB LED chips to save energy and decrease the power consumption by more than 50%







High IP Ratings










Excellent protection performance up to IP67 rating





Indoor LED Display






Model		DS-D4207CI-ZWDB	DS-D4209CI-ZWDH(B)	DS-D4212CI-ZWDH(B)
Image				
Module	Pixel Structure	Flip-chip COB	Flip-chip COB	Flip-chip COB
	Pixel Pitch (mm)	0.78	0.9	1.25
	Module Composition (W × H)	2 × 1	4 × 2	4 × 2
Cabinet	Cabinet Dimension (W × H × D, mm)	600 × 337.5 × 45.6 (23.62" × 13.29" × 1.80")	600 × 337.5 × 35 (23.62" × 13.29" × 1.38")	600 × 337.5 × 35 (23.62" × 13.29" × 1.38")
	Cabinet Resolution (W × H)	768 × 432	640 × 360	480 × 270
	Cabinet Weight	6.5 Kg (14.33 lb)	4.5 Kg (9.92 lb)	4.5 Kg (9.92 lb)
	Pixel Density (dots/m ²)	1,638,400	1,137,777	640,000
	Cabinet Material	Die-casting aluminum	Die-casting aluminum	Die-casting aluminum
	Maintenance Method	Both front and rear maintenance	Front maintenance for all components	Front maintenance for all components
	Protection Level	Front IP65	Front IP65	Front IP65
	Brightness (nits)	600	1,000	1,000
	Color Temperature (K)	3,000 to 10,000 adjustable	3,000 to 10,000 adjustable	3,000 to 10,000 adjustable
	Viewing Angle	Horizontal 160°, vertical 160°	Horizontal 150°, vertical 150°	Horizontal 150°, vertical 150°
Optical	Contrast Ratio	15,000:1	14,000:1	18,000:1
	Peak Consumption (W/m ²)	470	470	470
	Average Consumption (W/m ²)	157	157	157
	Frame Rate (Hz)	60	60	60
Processing Performance	Refresh Rate (Hz)	3,840	3,840	3,840
	Grey Level (bit)	16	13	13
Certification		CE-EMC, CE-LVD, CB-LVD, RoHS	CE-EMC, CE-LVD, CB-LVD, RoHS	CE-EMC, CE-LVD, CB-LVD, RoHS




Model		DS-D4209FI-LWF	DS-D4212FI-LWF	DS-D4215FI-LWF	DS-D4212FI-CWF	DS-D4215FI-CWF	DS-D4218FI-CWF
Image							
Module Composition	Pixel structure	Flip-IMD	Flip - SMD	Flip - SMD	SMD Triad LED	SMD Triad LED	SMD Triad LED
	Pixel pitch (mm)	0.9375 mm	1.25 mm	1.5625 mm	1.25 mm	1.5625 mm	1.875 mm
	Module Resolution (W × H)	160 × 180	120 x 135	96 × 108	120 × 135	96 × 108	80 × 90
	Module Dimension (W × H)	150 mm x 168.75 mm	150 mm x 168.75 mm	150 mm x 168.75 mm	150 mm x 168.75 mm	150 mm x 168.75 mm	150 mm x 168.75 mm
	Unit module composition (W × H)	4 × 2	4 × 2	4 × 2	4 × 2	4 × 2	4 × 2
Unit Composition	Unit Resolution (W × H)	640 × 360	480 x 270	384 × 216	480 x 270	384 × 216	320 × 180
	Unit area	0.2025 m ²	0.2025 m ²	0.2025 m ²	0.2025 m ²	0.2025 m ²	0.2025 m ²
	Weight	5.4 Kg (11.9 lb)	5.4 Kg (11.9 lb)	5.4 Kg (11.9 lb)	5.4 Kg (11.9 lb)	5.4 Kg (11.9 lb)	5.4 Kg (11.9 lb)
	Pixel density	142222 dots/m ²	640000 dots/m ²	409600 dots/m ²	640000 dots/m ²	409600 dots/m ²	284444 dots/m ²
	Maintenance Mode	Front maintenance for all components	Front maintenance for all components	Front maintenance for all components	Front maintenance for all components	Front maintenance for all components	Front maintenance for all components
Cabinet Dimension (W × H × D, mm)		600 × 337.5 × 50.9	600 × 337.5 × 50.9	600 × 337.5 × 50.9	600 × 337.5 × 50.9	600 × 337.5 × 50.9	600 × 337.5 × 50.9
Optical Parameters	Brightness(nits)	800 cd/m ²	800 cd/m ²	800 cd/m ²	800 cd/m ²	800 cd/m ²	800 cd/m ²
	Color Temperature	3000 to 10000 adjustable	3000 to 10000 adjustable	3000 to 10000 adjustable	3000 to 10000 adjustable	3000 to 10000 adjustable	3000 to 10000 adjustable
	Viewing Angle	Horizontal 160°, vertical 160°	Horizontal 160°, vertical 160°	Horizontal 160°, vertical 160°	Horizontal 160°, vertical 160°	Horizontal 160°, vertical 160°	Horizontal 160°, vertical 160°
	Luminous point center distance deviation	< 3%	< 3%	< 3%	< 3%	< 3%	< 3%
	Brightness uniformity	≥ 97%	≥ 97%	≥ 97%	≥ 97%	≥ 97%	≥ 97%
	Color uniformity	≤ ± 0.003Cx, Cy	≤ ± 0.003Cx, Cy	≤ ± 0.003Cx, Cy	≤ ± 0.003Cx, Cy	≤ ± 0.003Cx, Cy	≤ ± 0.003Cx, Cy
	Max. Contrast	≥ 5000:1	≥ 5000:1	≥ 5000:1	≥ 5000:1	≥ 5000:1	≥ 5000:1
Electrical parameters	Peak Consumption(W/m ²)	≤ 325 W/m ²	≤ 285 W/m ²	≤ 280 W/m ²	≤ 600 W/m ²	≤ 450 W/m ²	≤ 345 W/m ²
	Average Consumption(W/m ²)	< 108 W/m ²	< 100 W/m ²	< 95 W/m ²	< 200 W/m ²	≤ 150 W/m ²	≤ 115 W/m ²
	Power Supply	110 to 240 VAC ± 15%	110 to 240 VAC ± 15%	110 to 240 VAC ± 15%	110 to 240 VAC ± 15%	110 to 240 VAC ± 15%	110 to 240 VAC ± 15%
Processing Performance	Drive Mode	Constant current driving	Constant current driving	Constant current driving	Constant current driving	Constant current driving	Constant current driving
	Frame Rate	60 Hz	60 Hz	60 Hz	60 Hz	60 Hz	60 Hz
	Refresh Rate	3840 Hz	3840 Hz	3840 Hz	3840 Hz	3840 Hz	3840 Hz
General	Service life(H)	≥ 100,000 h	≥ 100,000 h	≥ 100,000 h	≥ 100,000 h	≥ 100,000 h	≥ 100,000 h
	Temperature(C)	-10°C to 40°C	-10°C to 40°C	-10°C to 40°C	-10°C to 40°C	-10°C to 40°C	-10°C to 40°C
	Humidity(RH)	10% to 80% RH (non-condensing)	10% to 80% RH (non-condensing)	10% to 80% RH (non-condensing)	10% to 80% RH (non-condensing)	10% to 80% RH (non-condensing)	10% to 80% RH (non-condensing)
Certification		CE-EMC, CE-LVD, CB-LVD, RoHS	CE-EMC, CE-LVD, CB-LVD, RoHS	CE-EMC, CE-LVD, CB-LVD, RoHS	CE-EMC, CE-LVD, CB-LVD, RoHS	CE-EMC, CE-LVD, CB-LVD, RoHS	CE-EMC, CE-LVD, CB-LVD, RoHS





Model		DS-D4225FI-CWF	DS-D4212FI-CWFH	DS-D4215FI-CWFH	DS-D4218FI-CWFH
Image					
Module Composition	Pixel structure	SMD Triad LED	H0B: Glue covered SMD Triad LED	H0B: Glue covered SMD Triad LED	H0B: Glue covered SMD Triad LED
	Pixel pitch (mm)	2.48 mm	1.25 mm	1.5625 mm	1.875 mm
	Module Resolution (W × H)	60 × 68	120 × 135	96 × 108	80 × 90
	Module Dimension (W × H)	150 mm × 168.75 mm	150 mm × 168.75 mm	150 mm × 168.75 mm	150 mm × 168.75 mm
Unit Composition	Unit module composition (W × H)	4 × 2	4 × 2	4 × 2	4 × 2
	Unit Resolution (W × H)	240 × 136	480 × 270	384 × 216	320 × 180
	Unit area	0.2025 m ²	0.2025 m ²	0.2025 m ²	0.2025 m ²
	Weight	5.4 Kg (11.9 lb)	5.4 Kg (11.9 lb)	5.4 Kg (11.9 lb)	5.4 Kg (11.9 lb)
Optical Parameters	Pixel density	161185 dots/m ²	640000 dots/m ²	409,600 dots/m ²	284,444 dots/m ²
	Maintenance Mode	Front maintenance for all components	Front maintenance for all components	Front maintenance for all components	Front maintenance for all components
	Cabinet Dimension (W × H × D, mm)	600 × 337.5 × 50.9	600 × 337.5 × 50.9	600 × 337.5 × 50.9	600 × 337.5 × 50.9
	Brightness(nits)	800 cd/m ²	800 cd/m ²	800 cd/m ²	800 cd/m ²
	Color Temperature	3000 to 10000 adjustable	3,000 K to 10,000 K adjustable	3,000 K to 10,000 K adjustable	3,000 K to 10,000 K adjustable
	Viewing Angle	Horizontal 160°, vertical 160°	Horizontal 160°, vertical 160°	Horizontal 160°, vertical 160°	Horizontal 160°, vertical 160°
	Luminous point center distance deviation	< 3%	≤ 3%	≤ 3%	≤ 3%
	Brightness uniformity	≥ 97%	≥ 97%	≥ 97%	≥ 97%
	Color uniformity	≤ ± 0.003Cx, Cy	≤ ± 0.003Cx, Cy	≤ ± 0.003Cx, Cy	≤ ± 0.003Cx, Cy
	Max. Contrast	≥ 5000:1	≥ 5,000 : 1	≥ 5,000 : 1	≥ 5,000 : 1
Electrical parameters	Peak Consumption(W/m ²)	≤375 W/m ²	≤600 W/m ²	≤450 W/m ²	≤345 W/m ²
	Average Consumption(W/m ²)	≤125 W/m ²	≤200 W/m ²	≤150 W/m ²	≤115 W/m ²
	Power Supply	110 to 240 VAC ± 15%	110 to 240 VAC ± 15%	110 to 240 VAC ± 15%	110 to 240 VAC ± 15%
Processing Performance	Drive Mode	Constant current driving	Constant current driving	Constant current driving	Constant current driving
	Frame Rate	60 Hz	60 Hz	60 Hz	60 Hz
	Refresh Rate	3840 Hz	3840 Hz	3840 Hz	3840 Hz
General	Service life(H)	≥ 100,000 h	≥ 100,000 h	≥ 100,000 h	≥ 100,000 h
	Temperature(C)	-10°C to 40°C	-10-40°C	-10-40°C	-10-40°C
	Humidity(RH)	10% to 80% RH (non-condensing)	10%-80%RH	10%-80%RH	10%-80%RH
Certification		CE-EMC, CE-LVD, CB-LVD, RoHS	CE-EMC, CE-LVD, CB-LVD, RoHS	CE-EMC, CE-LVD, CB-LVD, RoHS	CE-EMC, CE-LVD, CB-LVD, RoHS

Model		DS-D4415FI-CKF	DS-D4418FI-CKF	DS-D4425FI-CKF
Image				
Module Composition	Pixel structure	SMD 3-IN-1 LED	SMD 3-IN-1 LED	SMD 3-IN-1 LED
	Pixel pitch (mm)	1.538 mm	1.86 mm	2.5 mm
	Module Resolution (W × H)	208 × 104	172 × 86	128 × 64
	Module Dimension (W × H)	320 mm × 160 mm	320 mm × 160 mm	320 mm × 160 mm
	Unit module composition (W × H)	2 × 3	2 × 3	2 × 3
Unit Composition	Unit Resolution (W × H)	416 × 312	344 × 258	256 × 192
	Unit area	0.3072 m ²	0.3072 m ²	0.3072 m ²
	Weight	8.8 kg (19.4 lb.)	8.8 kg (19.4 lb.)	8.8 kg (19.4 lb.)
	Pixel density	422500 dots/m ²	288906 dots/m ²	160000 dots/m ²
	Maintenance Mode	Front maintenance for all components	Front maintenance for all components	Front maintenance for all components
Optical Parameters	Cabinet Dimension (W × H × D, mm)	640 × 480 × 69	640 × 480 × 69	640 × 480 × 69
	Brightness(nits)	600 cd/m ²	600 cd/m ²	600 cd/m ²
	Color Temperature	3000 K to 10000 K adjustable	3000 K to 10000 K adjustable	3000 K to 10000 K adjustable
	Viewing Angle	Horizontal 160°, vertical 160°	Horizontal 160°, vertical 160°	Horizontal 160°, vertical 160°
	Luminous point center distance deviation	≤ 3%	≤ 3%	≤ 3%
	Brightness uniformity	≥ 97%	≥ 97%	≥ 97%
	Color uniformity	≤ ± 0.003 Cx, Cy	≤ ± 0.003 Cx, Cy	≤ ± 0.003 Cx, Cy
	Max. Contrast	≥ 5000:1	≥ 5000:1	≥ 5000:1
Electrical parameters	Peak Consumption(W/m ²)	≤ 600 W/m ²	≤ 600 W/m ²	≤ 600 W/m ²
	Average Consumption(W/m ²)	≤ 200 W/m ²	≤ 200 W/m ²	≤ 200 W/m ²
	Power Supply	100 to 240 VAC	100 to 240 VAC	100 to 240 VAC
Processing Performance	Drive Mode	Constant current driving	Constant current driving	Constant current driving
	Frame Rate	60 Hz	60 Hz	60 Hz
	Refresh Rate	3840 Hz	3840 Hz	3840 Hz
General	Service life(H)	≥ 100,000 h	≥ 100,000 h	≥ 100,000 h
	Temperature(C)	-10-40°C	-10-40°C	-10-40°C
	Humidity(RH)	10%-80%RH	10%-80%RH	10%-80%RH
Certification		RoHS	RoHS	RoHS







Model		DS-D4215FI-CGFB	DS-D4215FI-CGFC	DS-D4215FI-CGFD	DS-D4215FI-CGFF	DS-D4219FI-CGFB	DS-D4219FI-CGFC
Image							
Module	Pixel Structure	SMD triad LED	SMD triad LED	SMD triad LED	SMD triad LED	SMD triad LED	SMD triad LED
	Pixel Pitch (mm)	1.56	1.56	1.56	1.56	1.95	1.95
	Module Composition (W × H)	3 × 1	4 × 1	2 × 2	4 × 2	3 × 1	4 × 1
Cabinet	Cabinet Dimension (W × H × D, mm)	750 × 250 × 50 (29.53" × 9.84" × 1.97")	1,000 × 250 × 50 (39.37" × 9.84" × 1.97")	500 × 500 × 50 (19.69" × 19.69" × 1.97")	1,000 × 500 × 50 (39.37" × 19.69" × 1.97")	750 × 250 × 50 (29.53" × 9.84" × 1.97")	1,000 × 250 × 50 (39.37" × 9.84" × 1.97")
	Cabinet Resolution (W × H)	480 × 160	640 × 160	320 × 320	640 × 320	384 × 128	512 × 128
	Cabinet Weight	4.59 Kg (10.12 lb)	5.65 Kg (12.46 lb)	5.6 Kg (12.35 lb)	10.54 Kg (23.24 lb)	4.59 Kg (10.12 lb)	5.65 Kg (12.46 lb)
	Pixel Density (dots/m²)	409,600	409,600	409,600	409,600	262144	262144
	Cabinet Material	Die-casting aluminum	Die-casting aluminum	Die-casting aluminum	Die-casting aluminum	Die-casting aluminum	Die-casting aluminum
	Maintenance Method	Front maintenance for all components	Front maintenance for all components	Front maintenance for all components	Front maintenance for all components	Front maintenance for all components	Front maintenance for all components
	Protection Level	Front IP60	Front IP60	Front IP60	Front IP60	Front IP60	Front IP60
	Brightness (nits)	Standard 800, peak 1,000	Standard 800, peak 1,000	Standard 800, peak 1,000	Standard 800, peak 1,000	Standard 800, peak 1,000	Standard 800, peak 1,000
	Color Temperature (K)	3,000 to 10,000 adjustable	3,000 to 10,000 adjustable	3,000 to 10,000 adjustable	3,000 to 10,000 adjustable	3,000 to 10,000 adjustable	3,000 to 10,000 adjustable
	Viewing Angle	Horizontal 160°, vertical 160°	Horizontal 160°, vertical 160°	Horizontal 160°, vertical 160°	Horizontal 160°, vertical 160°	Horizontal 160°, vertical 160°	Horizontal 160°, vertical 160°
Optical	Contrast Ratio	≥ 5,000:1	≥ 5,000:1	≥ 5,000:1	≥ 5,000:1	≥ 5,000:1	≥ 5,000:1
	Peak Consumption (W/m²)	520	520	520	520	520	520
	Average Consumption (W/m²)	180	180	180	180	180	180
	Frame Rate (Hz)	60	60	60	60	60	60
Processing Performance	Refresh Rate (Hz)	3,840	3,840	3,840	3,840	3,840	3,840
	Grey Level (bit)	16	16	16	16	16	16
Certification		CE-EMC, CE-LVD, CB-LVD, RoHS	CE-EMC, CE-LVD, CB-LVD, RoHS	CE-EMC, CE-LVD, CB-LVD, RoHS	CE-EMC, CE-LVD, CB-LVD, RoHS	CE-EMC, CE-LVD, CB-LVD, RoHS	CE-EMC, CE-LVD, CB-LVD, RoHS







Model		DS-D4219FI-C6FD	DS-D4219FI-C6FF	DS-D4226FI-C6FB	DS-D4226FI-C6FC	DS-D4226FI-C6FD
Image						
Module	Pixel Structure	SMD triad LED	SMD triad LED	SMD triad LED	SMD triad LED	SMD triad LED
	Pixel Pitch (mm)	1.95	1.95	2.60	2.60	2.60
	Module Composition (W × H)	2 × 2	4 × 2	3 × 1	4 × 1	2 × 2
Cabinet	Cabinet Dimension (W × H × D, mm)	500 × 500 × 50 (19.69" × 19.69" × 1.97")	1,000 × 500 × 50 (39.37" × 19.69" × 1.97")	750 × 250 × 50 (29.53" × 9.84" × 1.97")	1,000 × 250 × 50 (39.37" × 9.84" × 1.97")	500 × 500 × 50 (19.69" × 19.69" × 1.97")
	Cabinet Resolution (W × H)	256 × 256	512 × 256	288 × 96	384 × 96	192 × 192
	Cabinet Weight	5.6 Kg (12.35 lb)	10.54 Kg (23.24 lb)	4.59 Kg (10.12 lb)	5.65 Kg (12.46 lb)	5.6 Kg (12.35 lb)
	Pixel Density (dots/m²)	262144	262144	147,456	147,456	147,456
	Cabinet Material	Die-casting aluminum	Die-casting aluminum	Die-casting aluminum	Die-casting aluminum	Die-casting aluminum
	Maintenance Method	Front maintenance for all components	Front maintenance for all components	Front maintenance for all components	Front maintenance for all components	Front maintenance for all components
	Protection Level	Front IP60	Front IP60	Front IP60	Front IP60	Front IP60
	Brightness (nits)	Standard 800, peak 1,000	Standard 800, peak 1,000	Standard 800, peak 1,000	Standard 800, peak 1,000	Standard 800, peak 1,000
	Color Temperature (K)	3,000 to 10,000 adjustable	3,000 to 10,000 adjustable	3,000 to 10,000 adjustable	3,000 to 10,000 adjustable	3,000 to 10,000 adjustable
	Viewing Angle	Horizontal 160°, vertical 160°	Horizontal 160°, vertical 160°	Horizontal 160°, vertical 160°	Horizontal 160°, vertical 160°	Horizontal 160°, vertical 160°
Electrical	Contrast Ratio	≥ 5,000:1	≥ 5,000:1	≥ 5,000:1	≥ 5,000:1	≥ 5,000:1
	Peak Consumption (W/m²)	520	520	550	550	550
	Average Consumption (W/m²)	180	180	185	185	185
	Frame Rate (Hz)	60	60	60	60	60
Processing Performance	Refresh Rate (Hz)	3,840	3,840	3,840	3,840	3,840
	Grey Level (bit)	16	16	16	16	16
Certification		CE-EMC, CE-LVD, CB-LVD, RoHS	CE-EMC, CE-LVD, CB-LVD, RoHS	CE-EMC, CE-LVD, CB-LVD, RoHS	CE-EMC, CE-LVD, CB-LVD, RoHS	CE-EMC, CE-LVD, CB-LVD, RoHS







Model		DS-D4226FI-C6FF	DS-D4229FI-C6FB	DS-D4229FI-C6FC	DS-D4229FI-C6FD	DS-D4229FI-C6FF
Image						
Module	Pixel Structure	SMD triad LED	SMD triad LED	SMD triad LED	SMD triad LED	SMD triad LED
	Pixel Pitch (mm)	2.60	2.98	2.98	2.98	2.98
	Module Composition (W × H)	4 × 2	3 × 1	4 × 1	2 × 2	4 × 2
Cabinet	Cabinet Dimension (W × H × D, mm)	1,000 × 500 × 50 (39.37" × 19.69" × 1.97")	750 × 250 × 50 (29.53" × 9.84" × 1.97")	1,000 × 250 × 50 (39.37" × 9.84" × 1.97")	500 × 500 × 50 (19.69" × 19.69" × 1.97")	1,000 × 500 × 50 (39.37" × 19.69" × 1.97")
	Cabinet Resolution (W × H)	384 × 192	252 × 84	336 × 84	168 × 168	336 × 168
	Cabinet Weight	10.54 Kg (23.24 lb)	4.59 Kg (10.12 lb)	5.65 Kg (12.46 lb)	5.6 Kg (12.35 lb)	10.54 Kg (23.24 lb)
	Pixel Density (dots/m ²)	147,456	112,896	112,896	112,896	112,896
	Cabinet Material	Die-casting aluminum	Die-casting aluminum	Die-casting aluminum	Die-casting aluminum	Die-casting aluminum
	Maintenance Method	Front maintenance for all components	Front maintenance for all components	Front maintenance for all components	Front maintenance for all components	Front maintenance for all components
	Protection Level	Front IP60	Front IP60	Front IP60	Front IP60	Front IP60
	Brightness (nits)	Standard 800, peak 1,000	Standard 800, peak 1,000	Standard 800, peak 1,000	Standard 800, peak 1,000	Standard 800, peak 1,000
	Color Temperature (K)	3,000 to 10,000 adjustable	3,000 to 10,000 adjustable	3,000 to 10,000 adjustable	3,000 to 10,000 adjustable	3,000 to 10,000 adjustable
	Viewing Angle	Horizontal 160°, vertical 160°	Horizontal 160°, vertical 160°	Horizontal 160°, vertical 160°	Horizontal 160°, vertical 160°	Horizontal 160°, vertical 160°
Optical	Contrast Ratio	≥ 5,000:1	≥ 5,000:1	≥ 5,000:1	≥ 5,000:1	≥ 5,000:1
	Peak Consumption (W/m ²)	550	600	600	600	600
	Average Consumption (W/m ²)	185	185	185	185	185
	Frame Rate (Hz)	60	60	60	60	60
Processing Performance	Refresh Rate (Hz)	3,840	3,840	3,840	3,840	3,840
	Grey Level (bit)	16	16	16	16	16
Certification		CE-EMC, CE-LVD, CB-LVD, RoHS	CE-EMC, CE-LVD, CB-LVD, RoHS	CE-EMC, CE-LVD, CB-LVD, RoHS	CE-EMC, CE-LVD, CB-LVD, RoHS	CE-EMC, CE-LVD, CB-LVD, RoHS








Model		DS-D4239FI-CGFB	DS-D4239FI-CGFC	DS-D4239FI-CGFD	DS-D4239FI-CGFF
Image					
Module	Pixel Structure	SMD triad LED	SMD triad LED	SMD triad LED	SMD triad LED
	Pixel Pitch (mm)	3.91	3.91	3.91	3.91
	Module Composition (W × H)	3 × 1	4 × 1	2 × 2	4 × 2
Cabinet	Cabinet Dimension (W × H × D, mm)	750 × 250 × 50 (29.53" × 9.84" × 1.97")	1,000 × 250 × 50 (39.37" × 9.84" × 1.97")	500 × 500 × 50 (19.69" × 19.69" × 1.97")	1,000 × 500 × 50 (39.37" × 19.69" × 1.97")
	Cabinet Resolution (W × H)	192 × 64	256 × 64	128 × 128	256 × 128
	Cabinet Weight	4.59 Kg (10.12 lb)	5.65 Kg (12.46 lb)	5.6 Kg (12.35 lb)	10.54 Kg (23.24 lb)
	Pixel Density (dots/m²)	65,536	65,536	65,536	65,536
	Cabinet Material	Die-casting aluminum	Die-casting aluminum	Die-casting aluminum	Die-casting aluminum
	Maintenance Method	Front maintenance for all components	Front maintenance for all components	Front maintenance for all components	Front maintenance for all components
	Protection Level	Front IP60	Front IP60	Front IP60	Front IP60
	Brightness (nits)	Standard 800, peak 1,000	Standard 800, peak 1,000	Standard 800, peak 1,000	Standard 800, peak 1,000
	Color Temperature (K)	3,000 to 10,000 adjustable	3,000 to 10,000 adjustable	3,000 to 10,000 adjustable	3,000 to 10,000 adjustable
	Viewing Angle	Horizontal 160°, vertical 160°	Horizontal 160°, vertical 160°	Horizontal 160°, vertical 160°	Horizontal 160°, vertical 160°
Optical	Contrast Ratio	≥ 5,000:1	≥ 5,000:1	≥ 5,000:1	≥ 5,000:1
	Peak Consumption (W/m²)	550	550	550	550
	Average Consumption (W/m²)	185	185	185	185
	Frame Rate (Hz)	60	60	60	60
Processing Performance	Refresh Rate (Hz)	3,840	3,840	3,840	3,840
	Grey Level (bit)	16	16	16	16
Certification		CE-EMC, CE-LVD, CB-LVD, RoHS	CE-EMC, CE-LVD, CB-LVD, RoHS	CE-EMC, CE-LVD, CB-LVD, RoHS	CE-EMC, CE-LVD, CB-LVD, RoHS

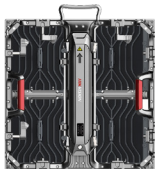

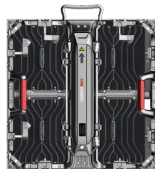
Outdoor LED Display



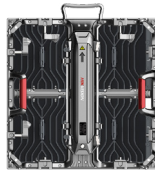
Model		DS-D4225F0-B6F	DS-D4229F0-CLFS	DS-D4239F0-CLFS	DS-D4239F0-CLFL	DS-D4248F0-CLFS	DS-D4248F0-CLFL
Image							
Module Composition	Pixel structure	SMD 3-IN-1 LED	SMD Triad LED	SMD Triad LED	1R1G1B	SMD Triad LED	1R1G1B
	Pixel pitch (mm)	2.5 mm	2.97 mm	3.91 mm	3.91mm	4.81 mm	4.81mm
	Module Resolution (W × H)	100 x 100	84 x 84	128 x 64	128 x 64	104 x52	104 x 52
Unit Composition	Module Dimension (W × H)	250 mm × 250mm	250 x 250	500 x 250	500 x 250	500 x 250	500 x 250
	Unit module composition (W × H)	2 × 2	2 x 2	1 x 2	1 x 4	1 x 2	1 x 4
	Cabinet Size	500*500	500*500	500*500	500*1000	500*500	500*1000
	Unit Resolution (W × H)	200 × 200	168 x 168	128 x 128	128*256	104 x 104	104*208
	Unit area	0.25 m ²	0.25 m ²	0.25 m ²	0.5 m ²	0.25 m ²	0.5 m ²
	Weight	8.25 Kg (18.2 lb)	9.5 Kg (20.94 lb)	9.12 Kg (20.11 lb)	17KG	9.12 Kg (20.11 lb)	16.7KG
	Pixel density	160000 dots/m ²	112,896 dots/m ²	65,536 dots/m ²	65536 dots/m ²	43,264 dots/m ²	43264 dots/m ²
	Maintenance Mode	Front maintenance	Both front and rear maintenance	Both front and rear maintenance	Both front and rear maintenance	Both front and rear maintenance	Both front and rear maintenance
	Unit Ratio	1:1	1:1	1:1	1:2	1:1	1:2
	Optical Parameters	Brightness(nits)	5,000 nits	4,500 nits	4,500 nits	5,000 nits	4,500 nits
Color Temperature		2000 K to 9300 K adjustable	3,000 K to 9,500 K adjustable	3,000 K to 9,500 K adjustable	3,000 K to 10000 K adjustable	3,000 K to 9,500 K adjustable	3,000 K to 10000 K adjustable
Viewing Angle		Horizontal 140°, vertical 140°	Horizontal 160°, vertical 90°	Horizontal 160°, vertical 90°	Horizontal 160°, vertical 80°	Horizontal 160°, vertical 90°	Horizontal 160°, vertical 80°
Luminous point center distance deviation		< 3%	< 3%	< 3%	< 5%	< 3%	< 5%
Brightness uniformity		≥97%	≥ 97%	≥ 97%	≥ 95%	≥ 97%	≥ 95%
Color uniformity		≤ ± 0.003 Cx, Cy	≤ ± 0.003Cx, Cy	≤ ± 0.003Cx, Cy	≤ ± 0.005Cx, Cy	≤ ± 0.003Cx, Cy	≤ ± 0.005Cx, Cy
Electrical parameters	Peak Consumption	≤ 750 W/m ²	≤ 560W/m ²	≤ 600W/m ²	≤ 650 W/m ²	≤ 600W/m ²	≤ 650 W/m ²
	Average Consumption	≤250 W/m ²	≤ 180W/m ²	≤ 210W/m ²	≤ 210 W/m ²	≤ 210W/m ²	≤ 210 W/m ²
	Power Supply	110 to 240 VAC ± 15%	AC 110 to 240V	AC 110 to 240V	AC 110 to 240V	AC 110 to 240V	AC 110 to 240V
Processing Performance	Drive Mode	Constant Current Driving	Constant current driving	Constant current driving	Constant current driving	Constant current driving	Constant current driving
	Frame Rate	60 Hz	60 Hz	60 Hz	60 Hz	60 Hz	60 Hz
	Refresh Rate	3840Hz	3840Hz	3840Hz	3840Hz	3840Hz	3840Hz
General	Service life(H)	>100,000 (H)	>100,000 (H)	>100,000 (H)	>100,000 (H)	>100,000 (H)	>100,000 (H)
	Temperature(°C)	-10 to 55 °C (14 to 131° F)	-40 to 60 °C	-40 to 60 °C	-40 to 60 °C	-40 to 60 °C	-40 to 60 °C
	Humidity(RH)	10%-85%RH	10%-95%RH	10%-95%RH	10%-95%RH	10%-95%RH	10%-95%RH
Certification		CE-EMC, CE-LVD, CB-LVD, RoHS	CE-EMC, CE-LVD, CB-LVD, RoHS	CE-EMC, CE-LVD, CB-LVD, RoHS	CE-EMC, CE-LVD, CB-LVD, RoHS	CE-EMC, CE-LVD, CB-LVD, RoHS	CE-EMC, CE-LVD, CB-LVD, RoHS







Model		DS-D4260F0-CLF	DS-D4260F0-GLF	DS-D4280F0-CLF	DS-D4280F0-GLF	DS-D42A0F0-CLF	DS-D42A0F0-GLF	
Image								
Module Composition	Pixel structure	Copper Wire SMD Triad LED	Gold Wire SMD Triad LED	Copper Wire SMD Triad LED	Gold Wire SMD Triad LED	Copper Wire SMD Triad LED	Gold Wire SMD Triad LED	
	Pixel pitch (mm)	6.6 mm	6.6 mm	8 mm	8 mm	10 mm	10 mm	
	Module Resolution (W × H)	72 x 48	72 x 48	60 x 40	60 x 40	48 x 32	48 x 32	
	Module Dimension (W × H)	480 x 320	480 x 320	480 x 320	480 x 320	480 x 320	480 x 320	
Unit Composition	Unit module composition (W × H)	2 × 3	2 × 3	2 × 3	2 × 3	2 × 3	2 × 3	
	Cabinet Size	960*960	960*960	960*960	960*960	960*960	960*960	
	Unit Resolution (W × H)	144 x 144	144 x 144	120 x 120	120 x 120	96 x 96	96 x 96	
	Unit area	0.9216 m ²	0.9216 m ²	0.9216 m ²	0.9216 m ²	0.9216 m ²	0.9216 m ²	
	Weight	27.6 Kg [60.8 lb]	27.6 Kg [60.8 lb]	27.6 Kg [60.8 lb]	27.6 Kg [60.8 lb]	27.6 Kg [60.8 lb]	27.6 Kg [60.8 lb]	
	Pixel density	22,500 dots/m ²	22,500 dots/m ²	15,625 dots/m ²	15,625 dots/m ²	10,000 dots/m ²	10,000 dots/m ²	
	Maintenance Mode	Both front and rear maintenance	Both front and rear maintenance	Both front and rear maintenance	Both front and rear maintenance	Both front and rear maintenance	Both front and rear maintenance	
	Unit Ratio	1:1	1:1	1:1	1:1	1:1	1:1	
	Optical Parameters	Brightness(nits)	6,000 nits	9,000 nits	6,000 nits	10,000 nits	6,000 nits	10,000 nits
		Color Temperature	3,000 K to 9,500 K adjustable	3,000 K to 9,500 K adjustable	3,000 K to 9,500 K adjustable	3,000 K to 9,500 K adjustable	3,000 K to 9,500 K adjustable	3,000 K to 9,500 K adjustable
Viewing Angle		Horizontal 160°, vertical 60°	Horizontal 160°, vertical 60°	Horizontal 160°, vertical 60°	Horizontal 160°, vertical 60°	Horizontal 160°, vertical 60°	Horizontal 160°, vertical 60°	
Luminous point center distance deviation		< 3%	< 3%	< 3%	< 3%	< 3%	< 3%	
Brightness uniformity		≥ 97%	≥ 97%	≥ 97%	≥ 97%	≥ 97%	≥ 97%	
Color uniformity		≤ ± 0.003Cx, Cy	≤ ± 0.003Cx, Cy	≤ ± 0.003Cx, Cy	≤ ± 0.003Cx, Cy	≤ ± 0.003Cx, Cy	≤ ± 0.003Cx, Cy	
Electrical parameters	Peak Consumption	≤ 580 W/m ²	≤ 580 W/m ²	≤ 550 W/m ²	≤ 550 W/m ²	≤ 550 W/m ²	≤ 550 W/m ²	
	Average Consumption	≤ 200 W/m ²	≤ 200 W/m ²	≤ 190 W/m ²	≤ 190 W/m ²	≤ 190 W/m ²	≤ 190 W/m ²	
	Power Supply	AC 110 to 240V	AC 110 to 240V	AC 110 to 240V	AC 110 to 240V	AC 110 to 240V	AC 110 to 240V	
Processing Performance	Drive Mode	Constant current driving	Constant current driving	Constant current driving	Constant current driving	Constant current driving	Constant current driving	
	Frame Rate	60 Hz	60 Hz	60 Hz	60 Hz	60 Hz	60 Hz	
	Refresh Rate	3840Hz	3840Hz	3840Hz	3840Hz	3840Hz	3840Hz	
General	Service life(H)	>100,000 (H)	>100,000 (H)	>100,000 (H)	>100,000 (H)	>100,000 (H)	>100,000 (H)	
	Temperature(°C)	-20 to 65 °C	-20 to 65 °C	-20 to 65 °C	-20 to 65 °C	-20 to 65 °C	-20 to 65 °C	
	Humidity(RH)	10%-80%RH	10%-80%RH	10%-80%RH	10%-80%RH	10%-80%RH	10%-80%RH	
Certification		CE-EMC, CE-LVD, CB-LVD, RoHS	CE-EMC, CE-LVD, CB-LVD, RoHS	CE-EMC, CE-LVD, CB-LVD, RoHS	CE-EMC, CE-LVD, CB-LVD, RoHS	CE-EMC, CE-LVD, CB-LVD, RoHS	CE-EMC, CE-LVD, CB-LVD, RoHS	

Model		DS-D4239F0-CLFL/C	DS-D4248F0-CLFL/C	DS-D4260F0-CLF/C	DS-D4260F0-GLF/C	DS-D42A0F0-CLF/C	DS-D42A0F0-GLF/C
Image							
Module Composition	Pixel structure	1R1G1B	1R1G1B	1R1G1B	1R1G1B	1R1G1B	1R1G1B
	Pixel pitch (mm)	3.91mm	4.81mm	6.6 mm	6.6 mm	10 mm	10 mm
Unit Composition	Cabinet Size	125*1000mm/cabinet	125*1000mm/cabinet	120*960mm/cabinet	120*960mm/cabinet	120*960mm/cabinet	120*960mm/cabinet
	Unit Resolution (W × H)	32 * 256	26 * 208	18 * 144	18 * 144	12 * 96	12 * 96
	Unit area	0.125 m ²	0.125 m ²	0.1152 m ²	0.1152 m ²	0.1152 m ²	0.1152 m ²
	Weight	5.3KG/PCS	5KG/PCS	5KG/PCS	5KG/PCS	5KG/PCS	5KG/PCS
	Pixel density	8192/cabinet	5408/cabinet	2592/cabinet	2592/cabinet	1152/cabinet	1152/cabinet
	Maintenance Mode	Rear maintenance	Rear maintenance	Rear maintenance	Rear maintenance	Rear maintenance	Rear maintenance
Optical Parameters	Brightness(nits)	5,000 nits	5,000 nits	6,000 nits	8500 nits	6,000 nits	10,000 nits
	Color Temperature	3,000 K to 10000 K adjustable	3,000 K to 10000 K adjustable	3,000 K to 9,500 K adjustable	3,000 K to 9,500 K adjustable	3,000 K to 9,500 K adjustable	3,000 K to 9,500 K adjustable
	Viewing Angle	Horizontal 160°, vertical 80°	Horizontal 160°, vertical 80°	Horizontal 160°, vertical 60°	Horizontal 160°, vertical 60°	Horizontal 160°, vertical 60°	Horizontal 160°, vertical 60°
	Luminous point center distance deviation	< 5%	< 5%	< 3%	< 3%	< 3%	< 3%
	Brightness uniformity	≥ 95%	≥ 95%	≥ 97%	≥ 97%	≥ 97%	≥ 97%
	Color uniformity	± 0.005Cx, Cy	± 0.005Cx, Cy	± 0.003Cx, Cy	± 0.003Cx, Cy	± 0.003Cx, Cy	± 0.003Cx, Cy
Electrical parameters	Peak Consumption	≤ 650 W/m ²	≤ 650 W/m ²	≤ 580 W/m ²	≤ 580 W/m ²	≤ 550 W/m ²	≤ 550 W/m ²
	Average Consumption	≤ 210 W/m ²	≤ 210 W/m ²	≤ 200 W/m ²	≤ 200 W/m ²	≤ 190 W/m ²	≤ 190 W/m ²
	Power Supply	AC 110 to 240V	AC 110 to 240V	AC 110 to 240V	AC 110 to 240V	AC 110 to 240V	AC 110 to 240V
Processing Performance	Drive Mode	Constant current driving	Constant current driving	Constant current driving	Constant current driving	Constant current driving	Constant current driving
	Frame Rate	60 Hz	60 Hz	60 Hz	60 Hz	60 Hz	60 Hz
	Refresh Rate	3840Hz	3840Hz	3840Hz	3840Hz	3840Hz	3840Hz
	Service life(H)	>100,000 (H)	>100,000 (H)	>100,000 (H)	>100,000 (H)	>100,000 (H)	>100,000 (H)
General	Temperature(°C)	-40 to 60 °C	-40 to 60°C	-20 to 65 °C	-20 to 65 °C	-20 to 65 °C	-20 to 65 °C
	Humidity(RH)	10%-95%RH	10%-95%RH	10%-80%RH	10%-80%RH	10%-80%RH	10%-80%RH
Certification		CE-EMC, CE-LVD, CB-LVD, RoHS	CE-EMC, CE-LVD, CB-LVD, RoHS	CE-EMC, CE-LVD, CB-LVD, RoHS	CE-EMC, CE-LVD, CB-LVD, RoHS	CE-EMC, CE-LVD, CB-LVD, RoHS	CE-EMC, CE-LVD, CB-LVD, RoHS






Model		DS-D4425F0-CKA	DS-D4430F0-CKA	DS-D4440F0-CKA	DS-D4450F0-CKA	DS-D4460F0-CKA	DS-D4480F0-CKA	DS-D44A0F0-CKA
Image								
Module Composition	Pixel structure	SMD 1415	SMD 1415	SMD 1921	SMD 1921	SMD 2727	SMD 2727	SMD 2727
	Pixel pitch (mm)	2.5 mm	3.076 mm	4 mm	5 mm	6.67 mm	8 mm	10 mm
	Module Resolution (W × H)	128 x 64	104 x 52	80 x 40	64 x 32	48 x 24	40 x 20	32 x 16
	Module Dimension (W × H)	320 x 160	320 x 160	320 x 160	320 x 160	320 x 160	320 x 160	320 x 160
Unit Composition	Unit module composition (W × H)	3 x 6	3 x 6	3 x 6	3 x 6	3 x 6	3 x 6	3 x 6
	Cabinet Size	960*960	960*960	960*960	960*960	960*960	960*960	960*960
	Unit Resolution (W × H)	384 x 384	312 x 312	240 x 240	192 x 192	144 x 144	120 x 120	96 x 96
	Unit area	0.9216 m ²	0.9216 m ²	0.9216 m ²	0.9216 m ²	0.9216 m ²	0.9216 m ²	0.9216 m ²
	Weight	32KG/PCS	32KG/PCS	32KG/PCS	32KG/PCS	32KG/PCS	32KG/PCS	32KG/PCS
	Pixel density	160000 dots/m ²	105625 dots/m ²	62500 dots/m ²	40000 dots/m ²	22500 dots/m ²	15625 dots/m ²	10000 dots/m ²
	Maintenance Mode	Rear maintenance	Rear maintenance	Rear maintenance	Rear maintenance	Rear maintenance	Rear maintenance	Rear maintenance
	Unit Ratio	1:1	1:1	1:1	1:1	1:1	1:1	1:1
	Brightness(nits)	≥ 4500 cd/m ²	≥ 4500 cd/m ²	≥ 4500 cd/m ²	≥ 4500 cd/m ²	≥ 4500 cd/m ²	≥ 4500 cd/m ²	≥ 6000 cd/m ²
	Color Temperature	3,000 K to 18000 K adjustable	3,000 K to 18000 K adjustable	3,000 K to 18000 K adjustable	3,000 K to 18000 K adjustable	3,000 K to 18000 K adjustable	3,000 K to 18000 K adjustable	3,000 K to 18000 K adjustable
Optical Parameters	Viewing Angle	Horizontal ≥ 160°, vertical ≥ 140°	Horizontal ≥ 160°, vertical ≥ 140°	Horizontal ≥ 160°, vertical ≥ 140°	Horizontal ≥ 160°, vertical ≥ 140°	Horizontal ≥ 140°, vertical ≥ 120°	Horizontal ≥ 140°, vertical ≥ 120°	Horizontal ≥ 140°, vertical ≥ 120°
	Luminous point center distance deviation	< 3%	< 3%	< 3%	< 3%	< 3%	< 3%	< 3%
	Brightness uniformity	≥ 97%	≥ 97%	≥ 97%	≥ 97%	≥ 97%	≥ 97%	≥ 97%
Electrical parameters	Color uniformity	≤ ± 0.003Cx, Cy	≤ ± 0.003Cx, Cy	≤ ± 0.003Cx, Cy	≤ ± 0.003Cx, Cy	≤ ± 0.003Cx, Cy	≤ ± 0.003Cx, Cy	≤ ± 0.003Cx, Cy
	Peak Consumption	≤ 684 W/m ²	≤ 684 W/m ²	≤ 645 W/m ²	≤ 744 W/m ²	≤ 664 W/m ²	≤ 644 W/m ²	≤ 966 W/m ²
	Average Consumption	≤ 342 W/m ²	≤ 342 W/m ²	≤ 323 W/m ²	≤ 372 W/m ²	≤ 332 W/m ²	≤ 322 W/m ²	≤ 483 W/m ²
	Power Supply	AC 200 to 240V	AC 200 to 240V	AC 200 to 240V	AC 200 to 240V	AC 200 to 240V	AC 200 to 240V	AC 200 to 240V
Processing Performance	Drive Mode	Constant current driving	Constant current driving	Constant current driving	Constant current driving	Constant current driving	Constant current driving	Constant current driving
	Frame Rate	60 Hz	60 Hz	60 Hz	60 Hz	60 Hz	60 Hz	60 Hz
	Refresh Rate	3840Hz	3840Hz	3840Hz	3840Hz	3840Hz	3840Hz	3840Hz
General	Service life(H)	>100,000 (H)	>100,000 (H)	>100,000 (H)	>100,000 (H)	>100,000 (H)	>100,000 (H)	>100,000 (H)
	Temperature(°C)	-20 to 60 °C	-20 to 60 °C	-20 to 60 °C	-20 to 60 °C	-20 to 60 °C	-20 to 60 °C	-20 to 60 °C
	Humidity(RH)	10%-80%RH	10%-80%RH	10%-80%RH	10%-80%RH	10%-80%RH	10%-80%RH	10%-80%RH
Certification		RoHS	RoHS	RoHS	RoHS	RoHS	RoHS	RoHS




Model	DS-D4219RI-C0F	DS-D4226RI-C0F	DS-D4229RI-C0F
Image			
Application Scenario	Indoor	Indoor	Indoor
Module	Pixel Structure	SMD triad LED	SMD triad LED
	Pixel Pitch (mm)	1.953	2.604
	Module Composition (W × H)	2 × 2	2 × 2
Cabinet	Cabinet Dimension (W × H × D, mm)	500 × 500 × 90 (19.69" × 19.69" × 3.54")	500 × 500 × 90 (19.69" × 19.69" × 3.54")
	Cabinet Resolution (W × H)	256 × 256	192 × 192
	Cabinet Weight	7.5 Kg (16.53 lb)	7.5 Kg (16.53 lb)
	Pixel Density (dots/m²)	262,144	147,456
	Cabinet Material	Die-casting aluminum	Die-casting aluminum
	Maintenance Method	Front maintenance for all components	Front maintenance for all components
	Protection Level	Front and rear both IP40	Front and rear both IP40
	Brightness (nits)	800	800
	Color Temperature (K)	3,000 to 10,000 adjustable	3,000 to 10,000 adjustable
	Viewing Angle	Horizontal 120°, vertical 120°	Horizontal 120°, vertical 120°
Optical	Contrast Ratio	5,000 : 1	5,000 : 1
	Peak Consumption (W/m²)	500	500
	Average Consumption (W/m²)	170	170
Electrical	Frame Rate (Hz)	60	60
	Refresh Rate (Hz)	3,840	3,840
	Grey Level (bit)	14	14
Package	Flight case	Flight case	Flight case
Certification	CE-EMC, CE-LVD, CB-LVD, RoHS	CE-EMC, CE-LVD, CB-LVD, RoHS	CE-EMC, CE-LVD, CB-LVD, RoHS




Model		DS-D4239RI-C0F	DS-D4239RI-C0FL	DS-D4248RI-C0F	DS-D4248RI-C0FL	DS-D4226R0-C0	DS-D4229R0-C0
Image							
Application Scenario		Indoor	Indoor	Indoor	Indoor	Outdoor	Outdoor
Module	Pixel Structure	SMD triad LED	SMD triad LED	SMD triad LED	SMD triad LED	SMD triad LED	SMD triad LED
	Pixel Pitch (mm)	3.91	3.91	4.81	4.81	2.6	2.971
	Module Composition (W × H)	2 × 2	2 × 4	2 × 2	2 × 4	2 × 2	2 × 2
Cabinet	Cabinet Dimension (W × H × D, mm)	500 × 500 × 90 (19.69" × 19.69" × 3.54")	500 × 1,000 × 90 (19.69" × 39.37" × 3.54")	500 × 500 × 90 (19.69" × 19.69" × 3.54")	500 × 1,000 × 90 (19.69" × 39.37" × 3.54")	500 × 500 × 90 (19.69" × 19.69" × 3.54")	500 × 500 × 90 (19.69" × 19.69" × 3.54")
	Cabinet Resolution (W × H)	128 × 128	128 × 256	104 × 104	104 × 208	192 × 192	168 × 168
	Cabinet Weight	7.5 Kg (16.53 lb)	11.5 Kg (25.35 lb)	7.5 Kg (16.53 lb)	11.5 Kg (25.35 lb)	8 Kg (17.64 lb)	8 Kg (17.64 lb)
	Pixel Density (dots/m²)	65,536	65,536	43,264	43,264	147,456	112,896
	Cabinet Material	Die-casting aluminum	Die-casting aluminum	Die-casting aluminum	Die-casting aluminum	Die-casting aluminum	Die-casting aluminum
	Maintenance Method	Front maintenance for all components	Front maintenance for all components	Front maintenance for all components	Front maintenance for all components	Rear maintenance	Rear maintenance
	Protection Level	Front and rear both IP40	Front and rear both IP40	Front and rear both IP40	Front and rear both IP40	Front and rear both IP54	Front and rear both IP54
	Brightness (nits)	800	800	800	800	4,500	4,500
Optical	Color Temperature (K)	3,000 to 10,000 adjustable	6,000 to 8,000 adjustable	3,000 to 10,000 adjustable	6,000 to 8,000 adjustable	3,000 to 10,000 adjustable	3,000 to 10,000 adjustable
	Viewing Angle	Horizontal 120°, vertical 120°	Horizontal 120°, vertical 120°	Horizontal 120°, vertical 120°	Horizontal 120°, vertical 120°	Horizontal 120°, vertical 120°	Horizontal 120°, vertical 120°
	Contrast Ratio	5,000 : 1	5,000 : 1	5,000 : 1	5,000 : 1	5,000 : 1	5,000 : 1
Electrical	Peak Consumption (W/m²)	500	500	500	500	900	850
	Average Consumption (W/m²)	170	170	170	170	300	270
Processing Performance	Frame Rate (Hz)	60	60	60	60	60	60
	Refresh Rate (Hz)	3,840	3,840	3,840	3,840	3,840	3,840
	Grey Level (bit)	14	14	14	14	14	14
Package		Flight case	Flight case	Flight case	Flight case	Flight case	Flight case
Certification		CE-EMC, CE-LVD, CB-LVD, RoHS	CE-EMC, CE-LVD, CB-LVD, RoHS	CE-EMC, CE-LVD, CB-LVD, RoHS	CE-EMC, CE-LVD, CB-LVD, RoHS	CE-EMC, CE-LVD, CB-LVD, RoHS	CE-EMC, CE-LVD, CB-LVD, RoHS



Model	DS-D4239R0-CQ	DS-D4239R0-CQL	DS-D4248R0-CQ	DS-D4248R0-CQL	DS-D4419R1-CQF	DS-D4426R1-CQF	
Image							
Application Scenario	Outdoor	Outdoor	Outdoor	Outdoor	Indoor	Indoor	
Module	Pixel Structure	SMD triad LED	SMD triad LED	SMD triad LED	SMD triad LED	SMD triad LED	
	Pixel Pitch (mm)	3.91	3.91	4.81	4.81	1.953	
	Module Composition (W × H)	2 × 2	2 × 4	2 × 2	2 × 4	2 × 2	2 × 2
Cabinet	Cabinet Dimension (W × H × D, mm)	500 × 500 × 90 (19.69" × 19.69" × 3.54")	500 × 1,000 × 90 (19.69" × 39.37" × 3.54")	500 × 500 × 90 (19.69" × 19.69" × 3.54")	500 × 1,000 × 90 (19.69" × 39.37" × 3.54")	500 × 500 × 90 (19.69" × 19.69" × 3.54")	500 × 500 × 90 (19.69" × 19.69" × 3.54")
	Cabinet Resolution (W × H)	128 × 128	128 × 256	104 × 104	104 × 208	256 × 256	192 × 192
	Cabinet Weight	8 Kg (17.64 lb)	13 Kg (28.66 lb)	8 Kg (17.64 lb)	13 Kg (28.66 lb)	7.5 Kg (16.53 lb)	7.5 Kg (16.53 lb)
	Pixel Density (dots/m²)	65,536	65,536	43,264	43,264	262,144	147,456
	Cabinet Material	Die-casting aluminum	Die-casting aluminum	Die-casting aluminum	Die-casting aluminum	Die-casting aluminum	Die-casting aluminum
	Maintenance Method	Rear maintenance	Rear maintenance	Rear maintenance	Rear maintenance	Front maintenance for all components	Front maintenance for all components
	Protection Level	Front and rear both IP54	Front and rear both IP54	Front and rear both IP54	Front and rear both IP54	Front and rear both IP40	Front and rear both IP40
	Brightness (nits)	5,000	5,000	5,000	5,000	800	800
	Color Temperature (K)	6,000 to 8,000 adjustable	6,000 to 8,000 adjustable	6,000 to 8,000 adjustable	6,000 to 8,000 adjustable	3,000 to 10,000 adjustable	3,000 to 10,000 adjustable
	Viewing Angle	Horizontal 120°, vertical 120°	Horizontal 120°, vertical 120°	Horizontal 120°, vertical 120°	Horizontal 120°, vertical 120°	Horizontal 120°, vertical 120°	Horizontal 120°, vertical 120°
Electrical	Contrast Ratio	5,000 : 1	5,000 : 1	5,000 : 1	5,000 : 1	5,000 : 1	
	Peak Consumption (W/m²)	750	750	750	750	500	500
	Average Consumption (W/m²)	240	240	240	240	170	170
Processing Performance	Frame Rate (Hz)	60	60	60	60	60	60
	Refresh Rate (Hz)	3,840	3,840	3,840	3,840	3,840	3,840
	Grey Level (bit)	14	14	14	14	14	14
Package	Flight case	Flight case	Flight case	Flight case	Flight case	Flight case	
Certification	CE-EMC, CE-LVD, CB-LVD, RoHS	CE-EMC, CE-LVD, CB-LVD, RoHS	CE-EMC, CE-LVD, CB-LVD, RoHS	CE-EMC, CE-LVD, CB-LVD, RoHS	RoHS	RoHS	




Model		DS-D4429RI-C0F	DS-D4439RI-C0F	DS-D4439RI-C0FL	DS-D4448RI-C0F	DS-D4448RI-C0FL	DS-D4426RO-C0
Image							
Application Scenario		Indoor	Indoor	Indoor	Indoor	Indoor	Outdoor
Module	Pixel Structure	SMD triad LED	SMD triad LED	SMD triad LED	SMD triad LED	SMD triad LED	SMD triad LED
	Pixel Pitch (mm)	2.97	3.91	3.91	4.81	4.81	2.6
	Module Composition (W × H)	2 × 2	2 × 2	2 × 4	2 × 2	2 × 4	2 × 2
Cabinet	Cabinet Dimension (W × H × D, mm)	500 × 500 × 90 (19.69" × 19.69" × 3.54")	500 × 500 × 90 (19.69" × 19.69" × 3.54")	500 × 1,000 × 90 (19.69" × 39.37" × 3.54")	500 × 500 × 90 (19.69" × 19.69" × 3.54")	500 × 1,000 × 90 (19.69" × 39.37" × 3.54")	500 × 500 × 90 (19.69" × 19.69" × 3.54")
	Cabinet Resolution (W × H)	168 × 168	128 × 128	128 × 256	104 × 104	104 × 208	192 × 192
	Cabinet Weight	7.5 Kg (16.53 lb)	7.5 Kg (16.53 lb)	11.5 Kg (25.35 lb)	7.5 Kg (16.53 lb)	11.5 Kg (25.35 lb)	8 Kg (17.64 lb)
	Pixel Density (dots/m²)	112,896	65,536	65,536	43,264	43,264	147,456
	Cabinet Material	Die-casting aluminum	Die-casting aluminum	Die-casting aluminum	Die-casting aluminum	Die-casting aluminum	Die-casting aluminum
	Maintenance Method	Front maintenance for all components	Front maintenance for all components	Front maintenance for all components	Front maintenance for all components	Front maintenance for all components	Rear maintenance
	Protection Level	Front and rear both IP40	Front and rear both IP40	Front and rear both IP40	Front and rear both IP40	Front and rear both IP40	Front and rear both IP54
	Brightness (nits)	800	800	800	800	800	4,000
Optical	Color Temperature (K)	3,000 to 10,000 adjustable	3,000 to 10,000 adjustable	6,000 to 8,000 adjustable	3,000 to 10,000 adjustable	6,000 to 8,000 adjustable	3,000 to 10,000 adjustable
	Viewing Angle	Horizontal 120°, vertical 120°	Horizontal 120°, vertical 120°	Horizontal 120°, vertical 120°	Horizontal 120°, vertical 120°	Horizontal 120°, vertical 120°	Horizontal 120°, vertical 120°
	Contrast Ratio	5,000 : 1	5,000 : 1	5,000 : 1	5,000 : 1	5,000 : 1	5,000 : 1
Electrical	Peak Consumption (W/m²)	500	500	500	500	500	900
	Average Consumption (W/m²)	170	170	170	170	170	300
Processing Performance	Frame Rate (Hz)	60	60	60	60	60	60
	Refresh Rate (Hz)	3,840	3,840	3,840	3,840	3,840	3,840
	Grey Level (bit)	14	14	14	14	14	14
Package		Flight case	Flight case	Flight case	Flight case	Flight case	Flight case
Certification		RoHS	RoHS	RoHS	RoHS	RoHS	RoHS

Model		DS-D4429R0-CQ	DS-D4439R0-CQ	DS-D4439R0-CQL	DS-D4448R0-CQ	DS-D4448R0-CQL
Image						
Application Scenario		Outdoor	Outdoor	Outdoor	Outdoor	Outdoor
Module	Pixel Structure	SMD triad LED	SMD triad LED	SMD triad LED	SMD triad LED	SMD triad LED
	Pixel Pitch (mm)	2.97	3.91	3.91	4.81	4.81
	Module Composition (W × H)	2 × 2	2 × 2	2 × 4	2 × 2	2 × 4
Cabinet	Cabinet Dimension (W × H × D, mm)	500 × 500 × 90 (19.69" × 19.69" × 3.54")	500 × 500 × 90 (19.69" × 19.69" × 3.54")	500 × 1,000 × 90 (19.69" × 39.37" × 3.54")	500 × 500 × 90 (19.69" × 19.69" × 3.54")	500 × 1,000 × 90 (19.69" × 39.37" × 3.54")
	Cabinet Resolution (W × H)	168 × 168	128 × 128	128 × 256	104 × 104	104 × 208
	Cabinet Weight	8 Kg (17.64 lb)	8 Kg (17.64 lb)	13 Kg (28.66 lb)	8 Kg (17.64 lb)	13 Kg (28.66 lb)
	Pixel Density (dots/m ²)	112,896	65,536	65,536	43,264	43,264
	Cabinet Material	Die-casting aluminum	Die-casting aluminum	Die-casting aluminum	Die-casting aluminum	Die-casting aluminum
	Maintenance Method	Rear maintenance	Rear maintenance	Rear maintenance	Rear maintenance	Rear maintenance
	Protection Level	Front and rear both IP54	Front and rear both IP54	Front and rear both IP54	Front and rear both IP54	Front and rear both IP54
	Brightness (nits)	4,000	4,500	4,500	4,500	4,500
	Color Temperature (K)	3,000 to 10,000 adjustable	6,000 to 8,000 adjustable	6,000 to 8,000 adjustable	6,000 to 8,000 adjustable	6,000 to 8,000 adjustable
	Viewing Angle	Horizontal 120°, vertical 120°	Horizontal 120°, vertical 120°	Horizontal 120°, vertical 120°	Horizontal 120°, vertical 120°	Horizontal 120°, vertical 120°
Electrical	Contrast Ratio	5,000 : 1	5,000 : 1	5,000 : 1	5,000 : 1	5,000 : 1
	Peak Consumption (W/m ²)	850	750	750	750	750
	Average Consumption (W/m ²)	270	240	240	240	240
Processing Performance	Frame Rate (Hz)	60	60	60	60	60
	Refresh Rate (Hz)	3,840	3,840	3,840	3,840	3,840
	Grey Level (bit)	14	14	14	14	14
Package		Flight case	Flight case	Flight case	Flight case	Flight case
Certification		RoHS	RoHS	RoHS	RoHS	RoHS

Model		DS-D4212MI-070H(B)	DS-D4215MI-070H(B)	DS-D4218MI-070H(B)
Image				
Module	Pixel Structure	SMD triad LED (HOB)	SMD triad LED (HOB)	SMD triad LED (HOB)
	Pixel Pitch (mm)	1.25	1.56	1.87
	Module Composition (W × H)	Cabinet × 5, Single Cabinet (2 × 4)	Cabinet × 5, Single Cabinet (2 × 4)	Cabinet × 5, Single Cabinet (2 × 4)
Cabinet	Cabinet Dimension (W × H × D, mm)	613 × 1,695.5 × 68.1 (24.1" × 66.8" × 2.7")	613 × 1,695.5 × 68.1 (24.1" × 66.8" × 2.7")	613 × 1,695.5 × 68.1 (24.1" × 66.8" × 2.7")
	Cabinet Resolution (W × H)	480 × 1,350	384 × 1,080	320 × 900
	Weight	32.5 Kg (71.65 lb)	29 Kg (64.0 lb)	29 Kg (64.0 lb)
	Pixel Density (dots/m ²)	640,000	409,600	284,444
	Cabinet Material	Aluminum alloy	Aluminum alloy	Aluminum alloy
	Maintenance Method	Front maintenance for cabinet, and rear maintenance for system backpack	Front maintenance for cabinet, and rear maintenance for system backpack	Front maintenance for cabinet, and rear maintenance for system backpack
	Optical	Brightness (nits)	600	600
Color Temperature (K)		3,000 to 10,000 adjustable	3,000 to 10,000 adjustable	3,000 to 10,000 adjustable
Viewing Angle		Horizontal 160°, vertical 160°	Horizontal 160°, vertical 160°	Horizontal 160°, vertical 160°
Contrast Ratio		≥ 3,000:1	≥ 3,000:1	≥ 3,000:1
Electrical	Peak Consumption (W/m ²)	600	450	345
	Average Consumption (W/m ²)	200	150	115
Processing Performance	Frame Rate (Hz)	60	60	60
	Refresh Rate (Hz)	3,840	3,840	3,840
	Grey Level (bit)	16	16	16
Special Features		Support built-in information releasing system, and support up to 10 pcs self splicing	Support built-in information releasing system, and support up to 10 pcs self splicing	Support built-in information releasing system, and support up to 10 pcs self splicing
Certification		CE-EMC, CE-LVD, CB-LVD, RoHS	CE-EMC, CE-LVD, CB-LVD, RoHS	CE-EMC, CE-LVD, CB-LVD, RoHS

Model		DS-D4212FI-108H	DS-D4215FI-135H	DS-D4218FI-162H
Image				
Module	Pixel Structure	SMD triad LED (H0B)	SMD triad LED (H0B)	SMD triad LED (H0B)
	Pixel Pitch (mm)	1.25	1.56	1.87
Cabinet	Pixel Density (dots/m²)	640,000	409,600	284444
	Maintenance Method	Front maintenance for all components	Front maintenance for all components	Front maintenance for all components
Whole Machine	Cabinet Dimension (W × H × D, mm)	2,400 × 1,350 × 25.1 (94.49" × 53.15" × 0.99")	3,000 × 1,687.5 × 25.1 (118.11 × 66.44 × 0.99)	3,600 × 2,025 × 25.1 (141.73 × 79.72 × 0.99)
	Resolution (W × H)	1,920 × 1,080	1,920 × 1,080	1,920 × 1,080
	Material	Aluminum alloy	Aluminum alloy	Aluminum alloy
Optical	Brightness (nits)	500	500	500
	Viewing Angle	Horizontal 178°, vertical 178°	Horizontal 178°, vertical 178°	Horizontal 178°, vertical 178°
	Contrast Ratio	≥ 6,000:1	≥ 6,000:1	≥ 6,000:1
System	Operation System	Android 8.0	Android 8.0	Android 8.0
	CPU	"Android: 1.5 GHz, Cortex-A73 × 2 + A53 × 2 Windows: 1.6 GHz, turbo 3.4 GHz"	"Android: 1.5 GHz, Cortex-A73 × 2 + A53 × 2 Windows: 1.6 GHz, turbo 3.4 GHz"	"Android: 1.5 GHz, Cortex-A73 × 2 + A53 × 2 Windows: 1.6 GHz, turbo 3.4 GHz"
	RAM	Android: 3 GB, Windows: 4 GB	Android: 3 GB, Windows: 4 GB	Android: 3 GB, Windows: 4 GB
	ROM	Android: 16 GB, Windows: 256 GB	Android: 16 GB, Windows: 256 GB	Android: 16 GB, Windows: 256 GB
Interface	Video & Audio Input	1 × HDMI	1 × HDMI	1 × HDMI
	Video & Audio Output	1 × Line Out, 1 × SPDIF	1 × Line Out, 1 × SPDIF	1 × Line Out, 1 × SPDIF
	Data Transmission	4 × USB 3.0	4 × USB 3.0	4 × USB 3.0
	Control	1 × RJ45	1 × RJ45	1 × RJ45
Power	Built-in Loudspeakers	2 × 15 W	2 × 15 W	2 × 15 W
	Peak Consumption (W)	1,500	1,600	3000
	Average Consumption (W)	500	533	1000
Processing Performance	Standby Consumption (W)	0.5	0.5	0.5
	Frame Rate (Hz)	60	60	60
	Refresh Rate (Hz)	3,840	3,840	3,840
	Grey Level (bit)	13	13	13
Special Features		Support Wi-Fi projection	Support Wi-Fi projection	Support Wi-Fi projection
Certification		CE-EMC, CE-LVD, CB-LVD, RoHS	CE-EMC, CE-LVD, CB-LVD, RoHS	CE-EMC, CE-LVD, CB-LVD, RoHS

Model		DS-D4239TI-SLC	DS-D4239TI-SHC
Image			
Module Composition	Pixel structure	1R1G1B	1R1G1B
	Pixel pitch (mm)	Horizontal: 3.9 mm, Vertical: 7.8 mm	Horizontal: 3.9 mm, Vertical: 7.8 mm
	Module Dimension (W × H)	Different dimensions for flexible splicing: 1 m × 1 m, 1 m × 0.75 m, 0.75 m × 1 m, 0.75 m × 0.75 m, 1 m × 1.25 m, 1.25 m × 1 m	Different dimensions for flexible splicing: 1 m × 1 m, 1 m × 0.75 m, 0.75 m × 1 m, 0.75 m × 0.75 m, 1 m × 1.25 m, 1.25 m × 1 m
Optical Parameters	Weight	15 kg/m ²	15 kg/m ²
	Pixel density	32768 dot/m ²	32768 dot/m ²
	Brightness(nits)	2500 nit	5500 nit (highlight)
	Color Temperature	2000K to 10000K adjustable	2000K to 10000K adjustable
	Viewing Angle	120° (H)/120° (V)	120° (H)/120° (V)
	Luminous point center distance deviation	< 2%	< 2%
	Brightness uniformity	≥ 98%	≥ 98%
Electrical parameters	Color uniformity	≤ ± 0.001 Cx, Cy	≤ ± 0.001 Cx, Cy
	Peak Consumption	800 W/m ²	800 W/m ²
	Average Consumption	300 W/m ²	300 W/m ²
	Power Supply	110 to 220 VAC ± 15%	110 to 220 VAC ± 15%
Processing Performance	Drive Mode	Constant Current Driving	Constant Current Driving
	Frame Rate	60 Hz	60 Hz
	Refresh Rate	≥ 1920 Hz	≥ 1920 Hz
General	Service life(H)	≥ 80000 H	≥ 80000 H
	Temperature(°C)	-10 °C to 65 °C (14 °C to 149 °C)	-10 °C to 65 °C (14 °C to 149 °C)
	Humidity(RH)	10% to 90%	10% to 90%
Certification		CE-EMC, CE-LVD, CB-LVD, RoHS	CE-EMC, CE-LVD, CB-LVD, RoHS

Model		DS-D4212FI-6BFC	DS-D4212FI-CBFC	DS-D4215FI-CBFC
Image				
Module	Pixel Structure	Gold wire SMD triad LED	SMD triad LED	SMD triad LED
	Pixel Pitch (mm)	1.25	1.25	1.56
	Module Composition (W × H)	8 × 2	8 × 2	8 × 2
	Cabinet Dimension (W × H × D, mm)	1,200 × 675 × 55 (47.2" × 26.6" × 2.2")	1,200 × 675 × 55 (47.2" × 26.6" × 2.2")	1,200 × 675 × 55 (47.2" × 26.6" × 2.2")
Cabinet	Cabinet Resolution (W × H)	960 × 540	960 × 540	768 × 432
	Pixel Density (dots/m²)	640,000	640,000	409,600
	Cabinet Material	Aluminum alloy	Aluminum alloy	Aluminum alloy
	Maintenance Method	Front maintenance for all components	Front maintenance for all components	Front maintenance for all components
Optical	Brightness (nits)	600	600	600
	Color Temperature (K)	3,000 to 10,000 adjustable	3,000 to 10,000 adjustable	3,000 to 10,000 adjustable
	Viewing Angle	Horizontal 160°, vertical 160°	Horizontal 160°, vertical 160°	Horizontal 160°, vertical 160°
	Contrast Ratio	≥ 3,000:1	≥ 3,000:1	≥ 3,000:1
Electrical	Peak Consumption (W/m²)	650	650	500
	Average Consumption (W/m²)	210	210	200
	Frame Rate (Hz)	60	60	60
Processing Performance	Refresh Rate (Hz)	3,840	3,840	3,840
	Grey Level (bit)	18	18	18
Special Features		Support HDMI or HDBaseT inSout interfaces optional	Support HDMI or HDBaseT inSout interfaces optional	Support HDMI or HDBaseT inSout interfaces optional
Certification		CE-EMC, CE-LVD, CB-LVD, RoHS	CE-EMC, CE-LVD, CB-LVD, RoHS	CE-EMC, CE-LVD, CB-LVD, RoHS

Model	DS-D42C08-H	DS-D42C16-H	DS-D42V24-H
Image			
Video & Audio Input	2 × HDMI, 1 × DP, 1 × DVI	2 × HDMI, 1 × DP, 1 × DVI	HDMI x 2, DVI x 4
Video & Audio Output	1 × HDMI	1 × HDMI	HDMI x 3, DVI x 4
Network Interface	8	16	24
Control Interface	RJ45 × 1	RJ45 × 1	RJ45 x 1
Max. Load Capacity	5 MP	10 MP	13.27 MP
Frame Frequency	50/60 Hz	50/60 Hz	50/60 Hz
Refresh Rate	3840 Hz	3840 HZ	3840 Hz
Processing Depth	8 bit	8 bit	10 bit
Grey Level	16 bit	16 bit	16 bit
Display Color	281 trillion	281 trillion	281 trillion
Brightness Control	1 to 10 levels adjustable (gradual white balance)	1 to 10 levels adjustable (gradual white balance)	1 to 100 levels adjustable (gradual white balance)
Average Consumption	13.3 W	13.3 W	24 W
Input Voltage	100-240 VAC	100-240 VAC	100 to 240 VAC @50/60 Hz
Working Temperature	0 °C to 40 °C (32 °F to 104 °F)	0 °C to 40 °C (32 °F to 104 °F)	0 to 40 °C
Working Humidity	10% to 80%	10% to 80%	10% to 80%
Storage Temperature	-10 °C to 60 °C (14 °F to 140 °F)	-10 °C to 60 °C (14 °F to 140 °F)	-10 to 60 °C
Storage Humidity	10% to 80%	10% to 80%	10% to 80%
Product Dimensions (W × H ×D)	442 mm × 249.5 mm × 57 mm (17.40" × 9.82" × 2.24")	442 mm × 249.5 mm × 57 mm (17.40" × 9.82" × 2.24")	442 × 338.5 × 92 mm
Certification	CE-EMC, CE-LVD, CB-LVD, RoHS	CE-EMC, CE-LVD, CB-LVD, RoHS	CE-EMC, CE-LVD, CB-LVD, RoHS

Model	DS-D42C04-N	DS-D42B01-N	DS-D42B02-N	DS-D42B04-N
Image				
Video & Audio Input	1 × DVI, 1 × HDMI, 1 × Audio	Internal video source	Internal video source, HDMI x 1	Internal video source, HDMI x 1
Video & Audio Output	4 × RJ45	1 × Audio Out	1 × Audio Out, 1 × HDMI Out	1 × Audio Out, 1 × HDMI Out
Network Interface	4	1	2	4
Control Interface	USB × 1	RJ45 × 1, WiFi AP	RJ45 × 1, WiFi AP	RJ45 × 1, WiFi AP
Max. Load Capacity	2048 x 1152@60Hz or 1920 x 1200@60Hz	0.65 MP	1.3 MP	2.3 MP
Frame Frequency	50/60 Hz	60 Hz	60 Hz	60 Hz
Refresh Rate	3840 Hz	3840 Hz	3840 Hz	3840 Hz
Processing Depth	8 bit	8 bit	8 bit	8 bit
Grey Level	16 bit	16 bit	16 bit	16 bit
Display Color	281 trillion	281 trillion	281 trillion	281 trillion
Brightness Control	Automatic/manual	1 to 255 adjustable	1 to 255 adjustable	1 to 255 adjustable
Average Consumption	16 W	6 W	6 W	6 W
Input Voltage	AC100-240V@50/60HZ	100 to 240 VAC @50/60 Hz	100 to 240 VAC @50/60 Hz	100 to 240 VAC @50/60 Hz
Working Temperature	-10 °C to 45 °C (14 °F to 113 °F)	-20 to 60 °C	-20 to 60 °C	-20 to 60 °C
Working Humidity	10% to 90%	0% to 80%	0% to 80%	0% to 80%
Storage Temperature	-20 °C to 60 °C (-4 °F to 140 °F)	-40 to 80 °C	-40 to 80 °C	-40 to 80 °C
Storage Humidity	10% to 90%	0% to 80%	0% to 80%	0% to 80%
Product Dimensions (W × H × D)	428 mm × 250 mm × 44.4 mm (16.85" × 9.84" × 1.75")	274.3 x 139 x 40 mm	274.3 x 139 x 40 mm	274.3 x 139 x 40 mm
Certification	CE-EMC, CE-LVD, CB-LVD, RoHS	CE-EMC, CE-LVD, CB-LVD, RoHS	CE-EMC, CE-LVD, CB-LVD, RoHS	CE-EMC, CE-LVD, CB-LVD, RoHS

Model	DS-D42V04-N	DS-D42V06-N	DS-D42V10-N	DS-D42V16-N
Image				
Video & Audio Input	3G-SDI x1, Audio x 1, VGA x 1, CVBS x 1, DVI x 1, HDMI1.3 x 1, DP x 1	3G-SDI x 1, HDMI 1.3 x 2, DVI x 1	3G-SDI x1, HDMI1.4 x 2, DVI x 2	3G-SDI x 2, HDMI 2.0 x 1, DVI x 4, HDMI1.3 x 1
Video & Audio Output	DVI x 1	HDMI1.3 x 1	HDMI1.3 x 1	-
Network Interface	4	6	10	16
Control Interface	RJ45 x 1, USB x 1	RJ45 x 1, USB x 2	RJ45 x 1, USB x 2	RJ45 x 1, USB x 2
Max. Load Capacity	2.3 MP	3.9 MP	6.5 MP	10.4 MP
Frame Frequency	60 Hz	60 Hz	60 Hz	60 Hz
Refresh Rate	3840 Hz	3840 Hz	3840 Hz	3840 Hz
Processing Depth	8 bit	8 bit	8 bit	8 bit
Grey Level	16 bit	16 bit	16 bit	16 bit
Display Color	281 trillion	281 trillion	281 trillion	281 trillion
Brightness Control	0 to 255 levels adjustable	0 to 255 levels adjustable	0 to 255 levels adjustable	0 to 255 levels adjustable
Average Consumption	25 W	28 W	28 W	70 W
Input Voltage	100 to 240 VAC @50/60 Hz	100 to 240 VAC @50/60 Hz	100 to 240 VAC @50/60 Hz	100 to 240 VAC @50/60 Hz
Working Temperature	-20 to 60 °C	0 to 45 °C	0 to 45 °C	0 to 50 °C
Working Humidity	20% to 90%	20% to 90%	20% to 90%	20% to 85%
Storage Temperature	-20 to 70 °C	-20 to 70 °C	-20 to 70 °C	-20 to 60 °C
Storage Humidity	10% to 95%	10% to 95%	10% to 95%	10% to 85%
Product Dimensions (W x H xD)	482.6 x 227.6 x 50 mm	483.6 x 351.2 x 50.1 mm	483.6 x 351.2 x 50.1 mm	482.6 x 372.5 x 94.6 mm
Certification	CE-EMC, CE-LVD, CB-LVD, RoHS	CE-EMC, CE-LVD, CB-LVD, RoHS	CE-EMC, CE-LVD, CB-LVD, RoHS	CE-EMC, CE-LVD, CB-LVD, RoHS

Interactive Flat Panel

031 D5B Series

032 D5C Series



Interactive Flat Panel

Advance Collaboration to a New Level

- > UHD 4K resolution
- > Up to 45-point touch control and smooth writing experience
- > Built-in Android OS, OPS optional
- > Wireless projection including WonderCast, AirPlay, and projection dongle
- > On-screen annotations with built-in whiteboard software
- > Various interfaces including USB 3.0, USB Type-C, HDMI and Touch USB



Model		DS-D5B65RB/C	DS-D5B75RB/C	DS-D5B86RB/C	DS-D5B65RB/D	DS-D5B75RB/D	DS-D5B86RB/D	
Image								
Display	Diagonal Size	2023/5/162023/5/16	75 inch LED Backlight	86 inch LED Backlight	65 inch LED Backlight	75 inch LED Backlight	86 inch LED Backlight	
	Backlight	DLED	DLED	DLED	DLED	DLED	DLED	
	Panel	VA	VA	VA	VA	VA	VA	
	Resolution	3840 × 2160 @60 Hz	3840 × 2160 @60 Hz	3840 × 2160 @60 Hz	3840 × 2160 @60 Hz	3840 × 2160 @60 Hz	3840 × 2160 @60 Hz	
	Color	10 bit	10 bit	10 bit	10 bit	10 bit	10 bit	
	Visual Angle	178° (H) / 178° (V)	178° (H) / 178° (V)	178° (H) / 178° (V)	178° (H) / 178° (V)	178° (H) / 178° (V)	178° (H) / 178° (V)	
	Response Time	6 ms	6 ms	6 ms	6 ms	6 ms	6 ms	
	Contrast	1200:1(Typ.)	1200:1 (Typ.)	1200:1 (Typ.)	1200:1 (Typ.)	1200:1 (Typ.)	1200:1 (Typ.)	
	Brightness	350 cd/m ²	350 cd/m ²	350 cd/m ²	350 cd/m ²	350 cd/m ²	350 cd/m ²	
	Dot Pitch (H×V)	0.124 (H) × 0.372 (V) mm	0.143 (H) × 0.430 (V) mm	0.164 (H) × 0.493 (V) mm	0.124 (H) × 0.372 (V) mm	0.143 (H) × 0.430 (V) mm	0.164 (H) × 0.493 (V) mm	
Built-in System	Operation System	Android 11	Android 11	Android 11	Android 11	Android 11	Android 11	
	Processor	A72*2 + A53*4, 1.8 GHz	A72*2 + A53*4, 1.8 GHz	A72*2 + A53*4, 1.8 GHz	A72*2 + A53*4, 1.8 GHz	A72*2 + A53*4, 1.8 GHz	A72*2 + A53*4, 1.8 GHz	
	Memory	4 GB	4 GB	4 GB	4 GB	4 GB	4 GB	
	Built-in Storage	64 GB	64 GB	64 GB	64 GB	64 GB	64 GB	
	NIC	Built-in 1000 Mbps NIC, supporting routing; IEEE 802.11 a/b/g/n/ac with 2 × 2 MIMO, supporting both 2.4 GHz and 5GHz bands	Built-in 1000 Mbps NIC, supporting routing; IEEE 802.11 a/b/g/n/ac with 2 × 2 MIMO, supporting both 2.4 GHz and 5GHz bands	Built-in 1000 Mbps NIC, supporting routing; IEEE 802.11 a/b/g/n/ac with 2 × 2 MIMO, supporting both 2.4 GHz and 5GHz bands	Built-in 1000 Mbps NIC, supporting routing; IEEE 802.11 a/b/g/n/ac with 2 × 2 MIMO, supporting both 2.4 GHz and 5GHz bands	Built-in 1000 Mbps NIC, supporting routing; IEEE 802.11 a/b/g/n/ac with 2 × 2 MIMO, supporting both 2.4 GHz and 5GHz bands	Built-in 1000 Mbps NIC, supporting routing; IEEE 802.11 a/b/g/n/ac with 2 × 2 MIMO, supporting both 2.4 GHz and 5GHz bands	
	Type	Infrared touch screen	Infrared touch screen	Infrared touch screen	Infrared touch screen	Infrared touch screen	Infrared touch screen	
	Glass	AG smooth glass	AG smooth glass	AG smooth glass	AG smooth glass	AG smooth glass	AG smooth glass	
	Touch Point	Max 45 point multi-touch	Max 45 point multi-touch	Max 45 point multi-touch	Max 45 point multi-touch	Max 45 point multi-touch	Max 45 point multi-touch	
	Touch Response Time	< 10 ms	< 10 ms	< 10 ms	< 10 ms	< 10 ms	< 10 ms	
	Touch Precision	± 1 mm (≥ 90% touching area)	± 1 mm (≥ 90% touching area)	± 1 mm (≥ 90% touching area)	± 1 mm (≥ 90% touching area)	± 1 mm (≥ 90% touching area)	± 1 mm (≥ 90% touching area)	
camera	Pixel	/	/	/	8 MP	8 MP	8 MP	
	Camera Function	/	/	/	Smart switch between Android system and OPS	Smart switch between Android system and OPS	Smart switch between Android system and OPS	
	Field Angle	/	/	/	120°(diagonal), 110°(horizontal), 66°(vertical)	120°(diagonal), 110°(horizontal), 66°(vertical)	120°(diagonal), 110°(horizontal), 66°(vertical)	
	Distortion	/	/	/	≤6%	≤6%	≤6%	
	Camera Resolution Ratio	/	/	/	Up to 4K	Up to 4K	Up to 4K	
	Specification	/	/	/	Omni-directional 6-array layout	Omni-directional 6-array layout	Omni-directional 6-array layout	
	Microphone	Mic Function	/	/	/	Echo reduction and smart noise-cancellation	Echo reduction and smart noise-cancellation	Echo reduction and smart noise-cancellation
		Voice Distance	/	/	/	8 m	8 m	8 m
		Sampling Rate	/	/	/	32 K	32 K	32 K
		Mic Sampling Rate	/	/	/	16 bit	16 bit	16 bit
Interface	Input Interface	HDMI IN × 2, MAX 4K @30 Hz, LINE IN × 1	HDMI IN × 2, MAX 4K @30 Hz, LINE IN × 1	HDMI IN × 2, MAX 4K @30 Hz, LINE IN × 1	HDMI IN × 2, MAX 4K @30 Hz, LINE IN × 1	HDMI IN × 2, MAX 4K @30 Hz, LINE IN × 1	HDMI IN × 2, MAX 4K @30 Hz, LINE IN × 1	
	Output Interface	HDMI OUT(HDMI 2.0) × 1, MAX 4K @60 Hz, LINE OUT × 1	HDMI OUT(HDMI 2.0) × 1, MAX 4K @60 Hz, LINE OUT × 1	HDMI OUT(HDMI 2.0) × 1, MAX 4K @60 Hz, LINE OUT × 1	HDMI OUT(HDMI 2.0) × 1, MAX 4K @60 Hz, LINE OUT × 1	HDMI OUT(HDMI 2.0) × 1, MAX 4K @60 Hz, LINE OUT × 1	HDMI OUT(HDMI 2.0) × 1, MAX 4K @60 Hz, LINE OUT × 1	
	Control Interface	RS-232 × 1	RS-232 × 1	RS-232 × 1	RS-232 × 1	RS-232 × 1	RS-232 × 1	
Power	Power Consumption	≤ 320 W (full load)	≤ 370 W (full load)	≤ 490 W (full load)	≤ 320 W (full load)	≤ 370 W (full load)	≤ 490 W (full load)	
	Power Requirement	0.5 W	0.5 W	0.5 W	0.5 W	0.5 W	0.5 W	
Working Environment	Operating Temperature	0 °C to 40 °C	0 °C to 40 °C	0 °C to 40 °C	0 °C to 40 °C	0 °C to 40 °C	0 °C to 40 °C	
	Operating Humidity	10% to 90% RH	10% to 90% RH	10% to 90% RH	10% to 90% RH	10% to 90% RH	10% to 90% RH	
General	Dimension (W×H×D)	1507 × 930 × 86 mm	1718 × 1046 × 87.5 mm	1963 × 1159 × 87.5 mm	1507 × 930 × 86 mm	1718 × 1046 × 87.5 mm	1963 × 1159 × 87.5 mm	

D5C Series Interactive Flat Panel



D5C Series Interactive Flat Panel

1 4K UHD Display

4K 60Hz high-definition UI

2 Dual-system Switchover

One tap to switch between Android 13 and Windows system

3 Zero-gap Bonding

Zero-gap Bonding with less diffused reflection and screen ghosting

4 Optical Anti-blue Light

Preventing the harmful blue light with the hardware, protecting eyes without color cast



5 Exceptional Meeting Experience

Built-in 8MP resolution camera and 8-microphone array support meeting AI functions such as auto framing and speaker tracking



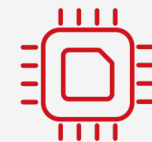
6 Acoustic Baffle

External noises outside of the baffle can be filtered. The acoustic baffle area is adjustable.



7 NFC One-touch Projection

Support one-touch projection via NFC




8 Superb Performance

Equipped with 8-core CPU, 8GB RAM + 128 GB ROM

Model		DS-D5C65RB/A	DS-D5C75RB/A	DS-D5C86RB/A	DS-D5C65RB/B	DS-D5C75RB/B	DS-D5C86RB/B
Image							
Display	Diagonal Size	65 inch LED Backlight	75 inch LED Backlight	86 inch LED Backlight	65 inch LED Backlight	75 inch LED Backlight	86 inch LED Backlight
	Backlight	LED	LED	LED	LED	LED	LED
	Panel	VA	VA	VA	VA	VA	VA
	Resolution	3840 × 2160 @60 Hz	3840 × 2160 @60 Hz	3840 × 2160 @60 Hz	3840 × 2160 @60 Hz	3840 × 2160 @60 Hz	3840 × 2160 @60 Hz
	Color	1.07B	1.07B	1.07B	1.07B	1.07B	1.07B
	Visual Angle	178° (H) / 178° (V)	178° (H) / 178° (V)	178° (H) / 178° (V)	178° (H) / 178° (V)	178° (H) / 178° (V)	178° (H) / 178° (V)
	Response Time	6 ms	6 ms	6 ms	6 ms	6 ms	6 ms
	Contrast	5000:1 (Typ.)	5000:1 (Typ.)	5000:1 (Typ.)	5000:1 (Typ.)	5000:1 (Typ.)	5000:1 (Typ.)
	Brightness	400 cd/m ² with Brightness sensor	400 cd/m ² with Brightness sensor	400 cd/m ² with Brightness sensor	400 cd/m ² with Brightness sensor	400 cd/m ² with Brightness sensor	400 cd/m ² with Brightness sensor
	Dot Pitch (H×V)	0.124 × 0.372mm	0.143(H) × 0.430(V) mm	0.164(H) × 0.493(V) mm	0.124 × 0.372mm	0.143(H) × 0.430(V) mm	0.164(H) × 0.493(V) mm
Built-in System	Operation System	Android 12.0, OTA upgrade to Android 13.0	Android 12.0, OTA upgrade to Android 13.0	Android 12.0, OTA upgrade to Android 13.0	Android 12.0, OTA upgrade to Android 13.0	Android 12.0, OTA upgrade to Android 13.0	Android 12.0, OTA upgrade to Android 13.0
	Processor	Quad-core Cortex-A76 × 4(2.4GHz) and quad-core Cortex-A55 × 4(1.8GHz)	Quad-core Cortex-A76 × 4(2.4GHz) and quad-core Cortex-A55 × 4(1.8GHz)	Quad-core Cortex-A76 × 4(2.4GHz) and quad-core Cortex-A55 × 4(1.8GHz)	Quad-core Cortex-A76 × 4(2.4GHz) and quad-core Cortex-A55 × 4(1.8GHz)	Quad-core Cortex-A76 × 4(2.4GHz) and quad-core Cortex-A55 × 4(1.8GHz)	Quad-core Cortex-A76 × 4(2.4GHz) and quad-core Cortex-A55 × 4(1.8GHz)
	Memory	8 GB	8 GB	8 GB	8 GB	8 GB	8 GB
	Built-in Storage	128 GB	128 GB	128 GB	128 GB	128 GB	128 GB
	HDCP Version	2.0	2.0	2.0	2.0	2.0	2.0
	Touch Resolution	32768 × 32768	32768 × 32768	32768 × 32768	32768 × 32768	32768 × 32768	32768 × 32768
	Type	Infrared touch screen	Infrared touch screen	Infrared touch screen	Infrared touch screen	Infrared touch screen	Infrared touch screen
	Touch Point	Max 45 point multi-touch	Max 45 point multi-touch	Max 45 point multi-touch	Max 45 point multi-touch	Max 45 point multi-touch	Max 45 point multi-touch
	Touch ResponseTime	< 8 ms	< 8 ms	< 8 ms	< 8 ms	< 8 ms	< 8 ms
	Touch Precision	± 1 mm (≥ 90% touching area)	± 1 mm (≥ 90% touching area)	± 1 mm (≥ 90% touching area)	± 1 mm (≥ 90% touching area)	± 1 mm (≥ 90% touching area)	± 1 mm (≥ 90% touching area)
camera	Pixel	/	/	/	8 MP (48MP for photos)	8 MP (48MP for photos)	8 MP (48MP for photos)
	Camera Function	/	/	/	Support intelligent switching between Android system, OPS, and PC	Support intelligent switching between Android system, OPS, and PC	Support intelligent switching between Android system, OPS, and PC
	Field Angle	/	/	/	120°(diagonal), 110°(horizontal), 75°(vertical)	120°(diagonal), 110°(horizontal), 75°(vertical)	120°(diagonal), 110°(horizontal), 75°(vertical)
	Distortion	/	/	/	≤2.5%	≤2.5%	≤2.5%
	Camera Resolution Ratio	/	/	/	Up to 4K	Up to 4K	Up to 4K
Microphone	Specification	/	/	/	Omni-directional 8-array layout	Omni-directional 8-array layout	Omni-directional 8-array layout
	Mic Function	/	/	/	Echo reduction and smart noise-cancellation	Echo reduction and smart noise-cancellation	Echo reduction and smart noise-cancellation
	Voice Distance	/	/	/	12 m	12 m	12 m
	Sampling Rate	/	/	/	32 K	32 K	32 K
	Mic Sampling Rate	/	/	/	16 bit	16 bit	16 bit
Interface	Input Interface	HDMI In × 3, VGA In x 1, DP In x 1, Audio In x 1	HDMI In × 3, VGA In x 1, DP In x 1, Audio In x 1	HDMI In × 3, VGA In x 1, DP In x 1, Audio In x 1	HDMI In × 3, VGA In x 1, DP In x 1, Audio In x 1	HDMI In × 3, VGA In x 1, DP In x 1, Audio In x 1	HDMI In × 3, VGA In x 1, DP In x 1, Audio In x 1
	Output Interface	HDMI Out x 1, Audio Out x 1, SPDIF Out x1	HDMI Out x 1, Audio Out x 1, SPDIF Out x1	HDMI Out x 1, Audio Out x 1, SPDIF Out x1	HDMI Out x 1, Audio Out x 1, SPDIF Out x1	HDMI Out x 1, Audio Out x 1, SPDIF Out x1	HDMI Out x 1, Audio Out x 1, SPDIF Out x1
	Control Interface	TOUCH-USB × 3, RS232 × 1	TOUCH-USB × 3, RS232 × 1	TOUCH-USB × 3, RS232 × 1	TOUCH-USB × 3, RS232 × 1	TOUCH-USB × 3, RS232 × 1	TOUCH-USB × 3, RS232 × 1
Power	Power Consumption	≤ 140 W (Average)	≤ 170 W (Average)	≤ 210 W (Average)	≤ 140 W (Average)	≤ 170 W (Average)	≤ 210 W (Average)
	Power Requirement	0.5 W	0.5 W	0.5 W	0.5 W	0.5 W	0.5 W
Working Environment	Operating Temperature	0 °C to 40 °C	0 °C to 40 °C	0 °C to 40 °C	0 °C to 40 °C	0 °C to 40 °C	0 °C to 40 °C
	Operating Humidity	10% to 90% RH	10% to 90% RH	10% to 90% RH	10% to 90% RH	10% to 90% RH	10% to 90% RH
General	Dimension (W×H×D)	1491.9 × 82.5 × 895.6 mm	1713.2 × 82.5 × 1019.5 mm	1960.4 × 82.5 × 1143.2mm	1491.9 × 82.5 × 910.6 mm	1713.2 × 82.5 × 1034.5 mm	1960.4 × 82.5 × 1158.2 mm

LCD Video Wall



LCD Video Wall

Each Pixel Captivates for Every View

- > Ultra-narrow bezel widths: 0.88, 1.8, and 3.5 mm
- > Industrial-grade panel and structure design
- > Precise in-factory color calibration
- > Various modes for multiple scenarios
- > Advanced UHD (4K) Splicing
- > Anti-static/Radiation protection



Mirror Series LCD

Self-splicing: Max 30 pcs splicing

Backplane HDMI in/out hand-in-hand connection



3 Display Modes



Monitoring Mode

Enhanced image restoration, frame rate and grayscale.



Movie Mode

Improve color saturation, and image contrast.



Presentation Mode

Better display consistency, text clarity, text edge smoothness.

Precise Color Calibration




Take test pictures with industrial cameras before LCD leaves the factory.




Use the unique image analysis system to analyze each pixel of the picture



Compare it with standard display data to generate the unique calibration algorithm.







Embedded the calibration algorithm into the image processing chip of the LCD.




After each pixel of the LCD being calibrated point by point, the image has consistent color and brightness.



LCD Video Wall

Model		DS-D2046LU-Y	DS-D2049LU-Y	DS-D2055LU-Y	DS-D2055HU-Y
Image					
Display	Diagonal Size (inch)	46"	49"	55"	55"
	Backlight	LED Backlight (Direct type)	LED Backlight (Direct type)	LED Backlight (Direct type)	LED Backlight (Direct type)
	Panel	IPS	IPS	IPS	IPS
	Resolution	1920 x 1080	1920 x 1080	1920 x 1080	1920 x 1080
	Color	16.7M	16.7M	16.7M	16.7M
	Visual Angle	Horizontal: 178°, Vertical: 178°	Horizontal: 178°, Vertical: 178°	Horizontal: 178°, Vertical: 178°	Horizontal: 178°, Vertical: 178°
	Response Time	8 ms (G to G)	8 ms (G to G)	8 ms (G to G)	8 ms (G to G)
	Contrast	1200:1	1200:1	1200:1	1200:1
	Brightness	500 cd/m ²	500 cd/m ²	500 cd/m ²	700 cd/m ²
	Dot Pitch (H×V)	0.53 mm × 0.53 mm (0.021" × 0.021")	0.56 mm × 0.56 mm (0.022" × 0.022")	0.63 mm × 0.63 mm (0.025" × 0.025")	0.63 mm × 0.63 mm (0.025" × 0.025")
	Color Saturation	72%	72%	72%	72%
Screen Moving Area (H×V)	1018.08 mm × 572.67 mm (40.08" × 22.55")	1074.24 mm × 604.26 mm (42.29" × 23.78")	1209.63 mm × 680.34 mm (47.62" × 26.78")	1209.63 mm × 680.34 mm (47.62" × 26.78")	
Side Frame Size	Physical Seam	3.5 mm (0.14")	3.5 mm (0.14")	3.5 mm (0.14")	3.5 mm (0.14")
Interface	Input Interface	VGA × 1, HDMI × 1, DVI × 1, DP × 1, USB × 1	VGA × 1, HDMI × 1, DVI × 1, DP × 1, USB × 1	VGA × 1, HDMI × 1, DVI × 1, DP × 1, USB × 1	VGA × 1, HDMI × 1, DVI × 1, DP × 1, USB × 1
	Output Interface	HDMI × 1	HDMI × 1	HDMI × 1	HDMI × 1
	Control Interface	RS232 IN × 1, RS232 OUT × 1	RS232 IN × 1, RS232 OUT × 1	RS232 IN × 1, RS232 OUT × 1	RS232 IN × 1, RS232 OUT × 1
Power	Power Consumption	111 W	134 W	187 W	235 W
	Power Requirement	100 to 240 VAC, 50 or 60 Hz	100 to 240 VAC, 50 or 60 Hz	100 to 240 VAC, 50 or 60 Hz	100 to 240 VAC, 50 or 60 Hz
Working Environment	Operating Temperature	0 °C to 40 °C (32 °F to 104 °F)	0 °C to 40 °C (32 °F to 104 °F)	0 °C to 40 °C (32 °F to 104 °F)	0 °C to 40 °C (32 °F to 104 °F)
	Operating Humidity	10% to 80% (No Condensation)	10% to 80% (No Condensation)	10% to 80% (No Condensation)	10% to 80% (No Condensation)
	Working Life	≥ 60,000 Hours	≥ 60,000 Hours	≥ 60,000 Hours	≥ 60,000 Hours
Physical Features	Dimension (W×H×D)	1021.98 mm × 576.57 mm × 72.25 mm (40.24" × 22.7" × 2.84")	1078.34 mm × 608.36 mm × 72.8 mm (42.45" × 23.95" × 2.87")	1213.5 mm × 684.3 mm × 71.74 mm (47.78" × 26.94" × 2.82")	1213.5 mm × 684.3 mm × 71.74 mm (47.78" × 26.94" × 2.82")
	Frame Width	2.3 mm (top/left) 1.2 mm (bottom/right)	2.3 mm (top/left) 1.2 mm (bottom/right)	2.3 mm (top/left) 1.2 mm (bottom/right)	2.3 mm (top/left) 1.2 mm (bottom/right)

Model	DS-D2055LE-G	DS-D2055HE-G	DS-D2055LR-G	DS-D2055HR-G	DS-D2065LU-Y	
Image						
Display	Diagonal Size (Inch)	55"	55"	55"	55"	65"
	Backlight	LED Backlight (Direct type)	LED Backlight (Direct type)	LED Backlight (Direct type)	LED Backlight (Direct type)	Direct-lit LED backlight
	Panel	IPS	IPS	IPS	IPS	IPS
	Resolution	1920 x 1080	1920 x 1080	1920 x 1080	1920 x 1080	3840 x 2160
	Color	1.07 Billion	1.07 Billion	1.07 Billion	1.07 Billion	16.7M
	Visual Angle	Horizontal: 178°, Vertical: 178°	Horizontal: 178°, Vertical: 178°	Horizontal: 178°, Vertical: 178°	Horizontal: 178°, Vertical: 178°	Horizontal: 178°, Vertical: 178°
	Response Time	8 ms (G to G)	8 ms (G to G)	8 ms (G to G)	8 ms (G to G)	10 ms (G to G)
	Contrast	1400:1	1400:1	1200:1	1100:1	1200:1
	Brightness	500 cd/m ²	700 cd/m ²	500 cd/m ²	700 cd/m ²	500 cd/m ²
	Dot Pitch (H×V)	0.63 mm × 0.63 mm (0.025" × 0.025")	0.63 mm × 0.63 mm (0.025" × 0.025")	0.63 mm × 0.63 mm (0.025" × 0.025")	0.63 mm × 0.63 mm (0.025" × 0.025")	0.372 mm × 0.372 mm
	Color Saturation	72%	72%	72%	72%	72%
Screen Moving Area (H×V)	1209.6 mm × 680.3 mm (47.62" × 26.78")	1209.6 mm × 680.3 mm (47.62" × 26.78")	1209.63 mm × 680.34 mm (47.62" × 26.78")	1209.63 mm × 680.34 mm (47.62" × 26.78")	1428.48 (H) mm × 803.52 (V) mm	
Side Frame Size	Physical Seam	1.8 mm (0.07")	1.8 mm (0.07")	0.88 mm (0.034")	0.88 mm (0.034")	3.5 mm
Interface	Input Interface	VGA × 1, HDMI × 1, DVI × 1, DP × 1, USB × 1	VGA × 1, HDMI × 1, DVI × 1, DP × 1, USB × 1	VGA × 1, HDMI × 1, DVI × 1, DP × 1, USB × 1	VGA × 1, HDMI × 1, DVI × 1, DP × 1, USB × 1	HDMI × 1, DVI × 1, VGA × 1, DP × 1, USB × 1
	Output Interface	HDMI × 1	HDMI × 1	HDMI × 1	HDMI × 1	HDMI × 1
	Control Interface	RS232 IN × 1, RS232 OUT × 1	RS232 IN × 1, RS232 OUT × 1	RS232 IN × 1, RS232 OUT × 1	RS232 IN × 1, RS232 OUT × 1	RS232 IN × 1, RS232 OUT × 1
Power	Power Consumption	192 W	230 W	192 W	230 W	260 W
	Power Requirement	100 to 240 VAC, 50 or 60 Hz	100 to 240 VAC, 50 or 60 Hz	100 to 240 VAC, 50 or 60 Hz	100 to 240 VAC, 50 or 60 Hz	100 to 240 VAC, 50 or 60 Hz
Working Environment	Operating Temperature	0 °C to 40 °C (32 °F to 104 °F)	0 °C to 40 °C (32 °F to 104 °F)	0 °C to 40 °C (32 °F to 104 °F)	0 °C to 40 °C (32 °F to 104 °F)	0 °C to 40 °C (32 °F to 104 °F)
	Operating Humidity	10% to 90% (No Condensation)	10% to 90% (No Condensation)	10% to 90% (No Condensation)	10% to 90% (No Condensation)	10% to 90% (No Condensation)
	Working Life	≥ 60,000 Hours	≥ 60,000 Hours	≥ 60,000 Hours	≥ 60,000 Hours	≥ 60,000 Hours
Physical Features	Dimension (W×H×D)	1211.54 mm × 682.34 mm × 68.9 mm (47.7" × 26.86" × 2.71")	1211.54 mm × 682.34 mm × 68.9 mm (47.7" × 26.86" × 2.71")	1210.81 mm × 681.76 mm × 68.9 mm (47.67" × 26.84" × 2.71")	1210.81 mm × 681.76 mm × 68.9 mm (47.67" × 26.84" × 2.71")	1432.58 mm × 807.62 mm × 85.1 mm (56.4" × 31.8" × 3.35")
	Frame Width	0.9 mm (top/left) 0.9 mm (bottom/right)	0.9 mm (top/left) 0.9 mm (bottom/right)	0.44 mm (top/left) 0.44 mm (bottom/right)	0.44 mm (top/left) 0.44 mm (bottom/right)	2.3 mm (top/left) 1.2 mm (bottom/right)

Digital Signage



Digital Signage

Smart Advertising, Intelligent Promotion

- > 4K Display
- > External signal inputs
- > Flexible and efficient advisement display and management
- > Cross-network management
- > Environmental-friendly “green” advertising
- > Multiple applications to suit various business scenarios

Ready-to-go design templates



Central Advertisement Management

Manage All Terminals with Esae

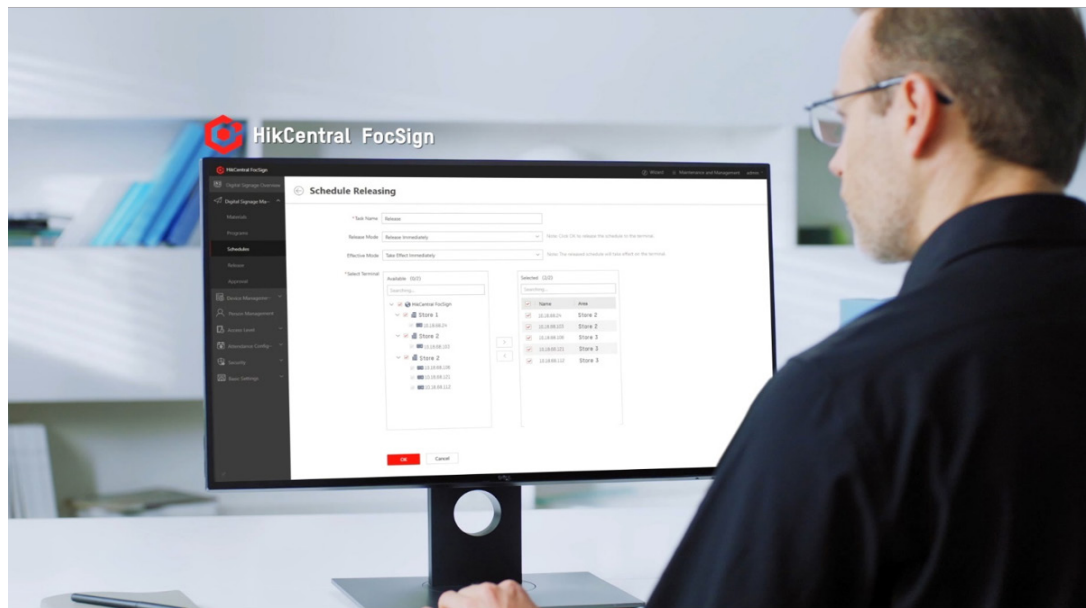
With HikCentral FocSign, operators can easily get accessibility to remote terminals in the control center, to design and release programs to them, as well as remotely control the devices.

Centralized Advertisement Management

With HikCentral FocSign, users can centrally design advertisements, and then release them to remote terminals, and play by schedule.

Easy Remote Device Control

Operators can achieve convenient and efficient remote device management in the control center.



The image shows a grid of eight red circular icons, each with a white symbol inside, arranged in two rows of four. Below each icon is a text label describing a feature.

- Supervisor Approval
- Add-on Solutions
- Flexible Scheduling
- Built-in Template
- ISUP Connection
- Cut-in Program
- Remote Power On/Off
- Central Resource Dashboard

Video Wall Program

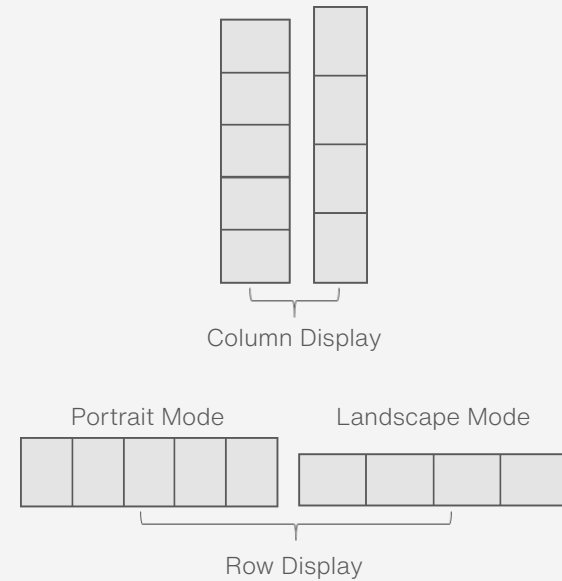
More Flexible Indoor Advertising

Hikvision digital signage not only supports traditional advertising mode, but can also temporarily forms a video wall, making in-store advertising more flexible and changeable.











Video Wall Program


Apart from traditional standalone display, Hikvision digital signage can also support up to **10** pcs joint together to form a video wall, without need of any extra devices or connection.



Digital Signage Terminal

Model		DS-D6022FN-B	DS-D6032FN-B	DS-D6043UN-B	DS-D6055UN-B
Image					
Display	Screen Size	21.5 inch	32 inch	43 inch	55 inch
	Screen Active Zone	478.656 mm(H) × 260.28 mm (V)	"698.4 (H) × 392.85 (V) mm [27.50 × 15.47 inch]"	941.184 (H) mm × 529.416 (V) mm	1209.6 (H) mm × 680.4 (V) mm
	Backlight	ELED	ELED backlight	D-LED	D-LED
	Pixel Pitch	0.24795 (H) mm × 0.24795 (V) mm	0.36375 mm × 0.36375 mm	0.2451 (H) mm × 0.2451 (W) mm	0.315 (H) mm × 0.315 (V) mm
	Resolution	1920 × 1080	1920 × 1080@60 Hz	3840 × 2160	3840 × 2160
	Brightness	250 cd/m ²	350 cd/m ²	500 cd/m ²	500 cd/m ²
	Visual Angle	Horizontal: 178°, Vertical: 178°	Horizontal: 178°, Vertical: 178°	Horizontal: 178°, Vertical: 178°	Horizontal: 178°, Vertical: 178°
	Color Depth	8 bit, 16.7 M	8 bit	10 bit (8bit+FRC)	10 bit, 1.07B
	Contrast	3000:1	4000:1	4000:1	4000:1
	Response Time	6.5 ms	6.5 ms	8 ms	8 ms
	Refresh Rate	60 Hz	60 Hz	60 Hz	60 Hz
Color Gamut	72% NTSC	72% NTSC	72% NTSC	72% NTSC	
Built-in System	CPU	Cortex-A17, 4-core, main frequency 1.6 GHz	Cortex-A17, 4-core, 1.6 GHz	Cortex-A17, 4-core, 1.6 GHz	Cortex-A17, 4-core, 1.6 GHz
	Memory	2 GB	2 GB	2 GB	2 GB
	Built-in Storage	16 GB	16 GB EMMC	16 GB EMMC	16 GB EMMC
Interface	Video & Audio Output	AUDIO OUT × 1, 5W Speaker × 2	1 × AUDIO 2 × Built-in loudspeakers	LINE OUT × 1	AUDIO OUT × 1, 5W Speaker × 2
	Network Interface	LAN × 1, Wi-Fi	1 × LAN, Wi-Fi	1 × LAN, Wi-Fi	1 × LAN, Wi-Fi
	Data Transmission Interface	USB 2.0 × 2, TF Card × 1, BT4.0 × 2,	USB 2.0 × 2, TF Card × 1, BT 4.0 × 1	USB2.0 × 2, BT × 1	USB 2.0 × 2, TF Card × 1, BT 4.0 × 1
General	Power	100 to 240 VAC, 50/60 ± 3 Hz	100 to 240 VAC, 50 or 60 Hz	100 to 240 VAC, 50 or 60 Hz	100 to 240 VAC, 50 or 60 Hz
	Power Consumption	≤ 40 W	≤ 75 W	≤ 110 W	≤ 200 W
	Standby Consumption	≤ 10 W	≤ 0.5 W	≤ 0.5 W	≤ 0.5 W
	Working Temperature	0 °C to 40 °C (32 °F to 104 °F)	0 °C to 40 °C (32 °F to 104 °F)	0 °C to 40 °C (32 °F to 104 °F)	0 °C to 40 °C (32 °F to 104 °F)
	Working Humidity	20% to 90% RH	10% to 80% RH	10% to 80% RH (Condensation)	10% to 80% RH
	Product Dimensions	516.75 (W) × 320.03 (H) × 46.55 (D) mm	723.24 (H) mm × 423.25 (V) mm × 61.5 (D) mm	967.18 mm × 555.42 mm × 72.44 mm	1237.2 mm × 708 mm × 83.44 mm
	Packing Dimensions	593 (W) × 434 (H) × 157 (D) mm	898 mm × 152 mm × 544 mm	1172 mm × 703 mm × 192 mm	1403 mm × 856 mm × 217 mm
Weight	Net weight: 3.03 Kg (6.68 lb) Gross weight: 4.63 Kg (10.21 lb)	Net weight: 5.90 Kg (13.01 lb) Gross weight: 9.13 kg (20.13 lb.)	Net weight: 11.39 kg (25.11 lb.) Gross weight: 14.75 kg (35.52 lb.)	Net weight: 19.2 kg (42.33 lb.) Gross weight: 24.53 kg (54.08 lb.)	

Model	DS-D6065UN	DS-D6075UN	DS-D6086UN	DS-D6043UH	
Image					
Display	Screen Size	65 inch	75 inch	86 inch	43 inch
	Screen Active Zone	1428.48(H) × 803.52(V) mm	1649.664(H) × 927.936 (V) mm	1895.04(H) × 1065.96 (V) mm	941.184(H) × 529.416(V) mm
	Backlight	DLED	DLED	DLED	DLED
	Pixel Pitch	0.372 (H) × 0.372 (V) mm	0.4296 (H) × 0.4296 (V) mm	0.4935 (H) × 0.4935 (V) mm	0.2451 (H) × 0.2451 (V) mm
	Resolution	3840 × 2160	3840 × 2160	3840 × 2160	3840 × 2160
	Brightness	500 cd/m ²	500 cd/m ²	500 cd/m ²	700 cd/m ²
	Visual Angle	Horizontal: 178°, Vertical: 178°	Horizontal: 178°, Vertical: 178°	Horizontal: 178°, Vertical: 178°	Horizontal: 178°, Vertical: 178°
	Color Depth	1.076(8 Bits+FRC)	1.076(8 Bits+FRC)	1.076(8 Bits+FRC)	1.076(8 Bits+FRC)
	Contrast	1200:1	1200:1	1200:1	1200:1
	Response Time	8 ms	8 ms	13 ms	8 ms
	Refresh Rate	60 Hz	60 Hz	60 Hz	60 Hz
	Color Gamut	72% NTSC	72% NTSC	72% NTSC	72% NTSC
Built-in System	CPU	A73*2+A53*2, 1.7GHz	A73*2+A53*2, 1.7GHz	A73*2+A53*2, 1.7GHz	A73*2+A53*2, 1.7GHz
	Memory	3 GB	3 GB	3 GB	3 GB
	Built-in Storage	32 GB	32 GB	32 GB	32 GB
Interface	Video & Audio Output	DP1.2 × 1, Audio line out × 1	DP1.2 × 1, Audio line out × 1	DP1.2 × 1, Audio line out × 1	DP1.2 × 1, Audio line out × 1
	Network Interface	DVI-I × 1, HDMI2.0 × 2, DP1.2 × 1, Audio line in × 1	DVI-I × 1, HDMI2.0 × 2, DP1.2 × 1, Audio line in × 1	DVI-I × 1, HDMI2.0 × 2, DP1.2 × 1, Audio line in × 1	DVI-I × 1, HDMI2.0 × 2, DP1.2 × 1, Audio line in × 1
	Data Transmission Interface	USB 2.0 × 2, TF Card × 1	USB 2.0 × 2, TF Card × 1	USB 2.0 × 2, TF Card × 1	USB 2.0 × 2, TF Card × 1
General	Power	AC 100V-240V	AC 100V-240V	AC 100V-240V	AC 100V-240V
	Power Consumption	≤ 330 W	≤ 380 W	≤ 570 W	≤ 225 W
	Standby Consumption	≤ 0.5 W	≤ 0.5 W	≤ 0.5 W	≤ 0.5 W
	Working Temperature	0 °C to 40 °C (32 °F to 104 °F)	0 °C to 40 °C (32 °F to 104 °F)	0 °C to 40 °C (32 °F to 104 °F)	0 °C to 40 °C (32 °F to 104 °F)
	Working Humidity	20% to 80% RH	20% to 80% RH	20% to 80% RH	20% to 80% RH
	Product Dimensions	1462.3 × 837.3 × 93.4 mm	1683.5 × 961.7 × 95.3 mm	1929 × 1100 × 95.3 mm	973.0 × 561.2 × 63.5 mm
	Packing Dimensions	1616 × 998 × 187 mm	1848 × 1158 × 203 mm	2130 × 1321 × 248 mm	1070 × 673 × 141 mm
Weight	Net weight: 27.8 kg Gross weight: 36.8 kg	Net weight: 37.5 kg Gross weight: 49.52 kg	Net weight: 49.5 kg Gross weight: 65.33 kg	Net weight: 10.7 kg Gross weight: 14.4kg	

Model	DS-D6055UH	DS-D6043UL-B/S	DS-D6055UL-B/S	DS-D60C-B	
Image					
Display	Screen Size	55 inch	42.5 inch	55 inch	-
	Screen Active Zone	1209.6(H) × 680.4(V) mm	941.184(H)mm x 529.416(V)mm	1209.6(H) × 680.4(V) mm	-
	Backlight	DLED	DLED	D-LED	-
	Pixel Pitch	0.315 (H) × 0.315 (V) mm	0.2451(H) mm x 0.2451(V)mm	0.315(H) x 0.315(V)mm	-
	Resolution	3840 × 2160	3840 × 2160	3840 × 2160	1920 x 1080p @ 30 Hz, 1920 x 1080p @ 50 Hz, 1920 x 1080p @ 60 Hz, 1280 x 720p @ 30 Hz, 1280 x 720p @ 50 Hz, 1280 x 720p @ 60 Hz, 3840 x 2160p @ 30 Hz, 3840 x 2160p @ 50 Hz, 3840 x 2160p @ 50 Hz (YCbCr420), 3840 x 2160p @ 60 Hz, 3840 x 2160p @ 50 Hz (YCbCr420)
	Brightness	700 cd/m ²	500 cd/m ²	500 cd/m ²	-
	Visual Angle	Horizontal: 178°, Vertical: 178°	Horizontal: 178°, Vertical: 178°	Horizontal: 178°, Vertical: 178°	-
	Color Depth	1.07G(8 Bits+FRC)	1.07G(8 Bits+FRC)	8bit+FRC	-
	Contrast	5000:1	5000:1	5700:1	-
	Response Time	8 ms	6.5 ms	6.5 ms	-
	Refresh Rate	60 Hz	60 Hz	60 Hz	-
Color Gamut	72% NTSC	72% NTSC	72% NTSC	-	
Built-in System	CPU	A73*2+A53*2, 1.7GHz	Cortex-A17, 4-core, main frequency 1.6 GHz	Cortex-A17, 4-core, 1.6 GHz	4-core Cortex-A17
	Memory	3 GB	2 GB	2 GB	2 GB
	Built-in Storage	32 GB	16 GB EMMC	16 GB EMMC	16 GB EMMC
Interface	Video & Audio Output	DPI.2 × 1, Audio line out × 1	AUDIO OUT × 1	AUDIO OUT × 1, 5W Speaker × 2	1 x AUDIO 1 x HDMI
	Network Interface	DVI-I × 1, HDMI.2.0 × 2, DP1.2 × 1, Audio line in × 1	AUDIO IN × 1, HDMI IN × 2, VGA IN × 1	1 x LAN, Wi-Fi	1 × LAN
	Data Transmission Interface	USB 2.0 × 2, TF Card × 1	USB 2.0 × 2, BT 4.2 × 1, TF card x1	2 x USB, 1 x TF Card, BT 4.2	2 x USB 2.0 interface
General	Power	AC 100V-240V	100 to 240 VAC, 50/60 Hz	100 to 240VAC, 50/60 Hz	12 VAC, 2 A
	Power Consumption	≤ 315 W	≤ 150W	≤ 150 W	≤ 20 W
	Standby Consumption	≤ 0.5 W	≤ 0.5 W	<0.5W	≤ 1 W
	Working Temperature	0 °C to 40 °C (32 °F to 104 °F)	0 °C to 40 °C (32 °F to 104 °F)	0 °C to 40 °C (32 °F to 104 °F)	0 °C to 50 °C (32 °F to 122 °F)
	Working Humidity	20% to 80% RH	10%-80% RH	0% to 90%	10% to 90%
	Product Dimensions	1241.8 × 712.6 × 63.5 mm	585.14 mm × 1705.79 mm × 55 mm	1962.7 (H) x 738 (V) x 450 (D) mm	145 x 145 x 31.89 mm
	Packing Dimensions	1350 × 860 × 160 mm	1935 mm × 765 mm × 303 mm	2100 (H) × 916 (V) × 303 (D) mm	188 x 176 x 101 mm
Weight	Net weight: 16.6 kg Gross weight: 23kg	Net weight: 48.46 kg (106.84 lb.) Gross weight: 63.46 kg (139.91 lb.)	Net weight: 66.190 kg (145.92 lb.) Gross weight: 81.190 kg (178.99 lb.)	Net weight: 0.6 kg (1.3 lb.) Rough weight: 0.65 kg (1.4 lb.)	

Decoder



Decoder

Dynamic and Secure Video Stream

- > Multiple output interfaces
- > Supports various video compression formats
- > Decoding capability up to 128-ch 1080p
- > Supports splicing, cross-window, division, and roaming modes
- > Video wall controlling up to 16 screens



Model	DS-6901UDI	DS-6904UDI(B)	DS-6908UDI(B)	DS-6910UDI(B)	DS-6912UDI(B)	DS-6916UDI(B)
Image						
Video Stream Format Supported	H.265+/H.265, H.264+/H.264, Hik264, MPEG4 and MJPEG	H.265+/H.265, H.264+/H.264, Hik264, MPEG4 and MJPEG	H.265+/H.265, H.264+/H.264, Hik264, MPEG4 and MJPEG	H.265+/H.265, H.264+/H.264, Hik264, MPEG4 and MJPEG	H.265+/H.265, H.264+/H.264, Hik264, MPEG4 and MJPEG	H.265+/H.265, H.264+/H.264, Hik264, MPEG4 and MJPEG
Audio Stream Format Supported	G.722, G711A, G726, G711U, MPEG2-L2, and AAC	G.722, G711A, G726, G711U, MPEG2-L2, and AAC	G.722, G711A, G726, G711U, MPEG2-L2, and AAC	G.722, G711A, G726, G711U, MPEG2-L2, and AAC	G.722, G711A, G726, G711U, MPEG2-L2, and AAC	G.722, G711A, G726, G711U, MPEG2-L2, and AAC
Decoding Capability	12 MP @ 20 fps: 2-ch 8 MP @ 30 fps: 4-ch 5 MP @ 30 fps: 6-ch 3 MP @ 30 fps: 10-ch 1080p @ 30 fps: 16-ch	12 MP @ 20 fps: 4-ch 8 MP @ 30 fps: 8-ch 5 MP @ 30 fps: 12-ch 3 MP @ 30 fps: 20-ch 1080p: 36-ch 720p: 72-ch	12 MP @ 20 fps: 8-ch 8 MP @ 30 fps: 16-ch 5 MP @ 30 fps: 24-ch 3 MP @ 30 fps: 40-ch 1080p @ 30 fps: 64-ch	12 MP @ 20 fps: 10-ch 8 MP @ 30 fps: 20-ch 5 MP @ 30 fps: 30-ch 3 MP @ 30 fps: 50-ch 1080p @ 30 fps: 80-ch	12 MP @ 20 fps: 12-ch 8 MP @ 30 fps: 24-ch 5 MP @ 30 fps: 36-ch 3 MP @ 30 fps: 60-ch 1080p @ 30 fps: 96-ch	12 MP @ 20 fps: 16-ch 8 MP @ 30 fps: 32-ch 5 MP @ 30 fps: 48-ch 3 MP @ 30 fps: 80-ch 1080p @ 30 fps / 3 Mbps: 128-ch
Split Screen	1/4/6/8/9/12/16	1/2/4/6/8/9/12/16/25/36	1/4/6/8/9/12/16/25/36	1/4/6/8/9/12/16/25/36	1/4/6/8/9/12/16/25/36	1/4/6/8/9/12/16/25/36
VGA Output	1080p: 1920 × 1080 @ 50/60 Hz WSXGA: 1680 × 1050 @ 60 Hz SXGA: 1280 × 1024 @ 60 Hz 720p: 1280 × 720 @ 50/60 Hz	-	-	-	-	-
	1-ch	-	-	-	-	-
BNC Output	PAL: 704 × 576, NTSC: 704 × 480	PAL: 704 × 576, NTSC: 704 × 480	PAL: 704 × 576, NTSC: 704 × 480	PAL: 704 × 576, NTSC: 704 × 480	PAL: 704 × 576, NTSC: 704 × 480	PAL: 704 × 576, NTSC: 704 × 480
	1-ch	2-ch, 1-ch DB15	4-ch, 1-ch DB15	5-ch, 2-ch DB15	6-ch, 2-ch DB15	8-ch, 2-ch DB15
HDMI Output	4K: 3840 × 2160@30 Hz (only for odd interface), 1080p: 1920 × 1080@50/60 Hz, 720p: 1280 × 720@50 Hz/60 Hz					
	1-ch	4-ch	8-ch	10-ch	12-ch	16-ch
Video Input	VGA, DVI-I: 1080p: 1920 × 1080@50/60 Hz, 720p: 1280 × 720@50 Hz/60 Hz	4K: 3840 × 2160@30 Hz (only for HDMI), 1080p: 1920 × 1080@50/60 Hz, 720p: 1280 × 720@50 Hz/60 Hz	VGA, DVI-I: 1080p: 1920 × 1080@50/60 Hz, 720p: 1280 × 720@50 Hz/60 Hz	VGA, DVI-I: 1080p: 1920 × 1080@50/60 Hz, 720p: 1280 × 720@50 Hz/60 Hz	VGA, DVI-I: 1080p: 1920 × 1080@50/60 Hz, 720p: 1280 × 720@50 Hz/60 Hz	VGA, DVI-I: 1080p: 1920 × 1080@50/60 Hz, 720p: 1280 × 720@50 Hz/60 Hz
	HDMI × 1, VGA × 1, BNC × 1	1-ch, HDMI connector; 1-ch, DVI-I connector	1-ch, VGA connector; 1-ch, DVI-I connector	1-ch, VGA connector; 1-ch, DVI-I connector	1-ch, VGA connector; 1-ch, DVI-I connector	1-ch, VGA connector; 1-ch, DVI-I connector
CVBS Output	-	-	-	-	-	-
Audio Output	1-ch	4 (DB15 × 1)	8 (DB15 × 1)	10 (DB15 × 2)	12 (DB15 × 2)	16 (DB15 × 2)
Network Interface	1 (10/100/1000 Mbps self-adaptive Ethernet interface)	RJ45 interface × 1, 10/100/1000 Mbps adaptive Optic interface × 1, 100 base-FX/1000 base-X An RJ45 interface and an optic interface form a combo.	RJ45 interface × 2, 10/100/1000 Mbps adaptive Optic interface × 2, 100 base-FX/1000 base-X An RJ45 interface and an optic interface form a combo.	RJ45 interface × 2, 10/100/1000 Mbps adaptive Optic interface × 2, 100 base-FX/1000 base-X An RJ45 interface and an optic interface form a combo.	RJ45 interface × 2, 10/100/1000 Mbps adaptive Optic interface × 2, 100 base-FX/1000 base-X An RJ45 interface and an optic interface form a combo.	RJ45 interface × 2, 10/100/1000 Mbps adaptive Optic interface × 2, 100 base-FX/1000 base-X An RJ45 interface and an optic interface form a combo.
Serial Interface	1 RS-232 (RJ45), 1 RS-485	1 RS-232 (RJ45), 1 RS-485	1 RS-232 (RJ45), 1 RS-485	1 RS-232 (RJ45), 1 RS-485	1 RS-232 (RJ45), 1 RS-485	1 RS-232 (RJ45), 1 RS-485
Two-Way Audio In	1-ch, 3.5 mm connector (2.0 Vp-p, 1 KΩ)	-	1-ch, 3.5 mm connector (2.0 Vp-p, 1 KΩ)	1-ch, 3.5 mm connector (2.0 Vp-p, 1 KΩ)	1-ch, 3.5 mm connector (2.0 Vp-p, 1 KΩ)	1-ch, 3.5 mm connector (2.0 Vp-p, 1 KΩ)
Two-Way Audio Out	1-ch, 3.5 mm connector (2.0 Vp-p, 1 KΩ)	-	1-ch, 3.5 mm connector (2.0 Vp-p, 1 KΩ)	1-ch, 3.5 mm connector (2.0 Vp-p, 1 KΩ)	1-ch, 3.5 mm connector (2.0 Vp-p, 1 KΩ)	1-ch, 3.5 mm connector (2.0 Vp-p, 1 KΩ)
Alarm In	8	-	8	8	8	8
Alarm Out	8	-	8	8	8	8
Dimensions (W×D×H)	220 mm × 148 mm × 45 mm (8.66 inch × 5.83 inch × 1.77 inch)	440 mm × 320.8 mm × 44.5 mm (17.32 inch × 12.63 inch × 1.75 inch)	440 mm × 320.8 mm × 44.5 mm (17.32 inch × 12.63 inch × 1.75 inch)	440 mm × 321 mm × 88 mm (17.32 inch × 12.64 inch × 3.46 inch)	440 mm × 321 mm × 88 mm (17.32 inch × 12.64 inch × 3.46 inch)	440 mm × 321 mm × 88 mm (17.32 inch × 12.64 inch × 3.46 inch)

Video Wall Controller





Video Wall Controller

All You Need to See, All the Time

- > A signal source can be displayed on M × N (M ≥ 1, N ≥ 1) display units
- > Built-in matrix, one signal displays on multiple windows
- > Window division, splicing, roaming, cross-window
- > Supports 1/4/9/16 window division modes and full-screen window switching
- > Supports abundant interface types
- > Mixed input and output slots
- > Supports audio input and output
- > Supports decoding board



Model		DS-C30S-S11	DS-C30S-S23
Image			
Hardware	Slot Number	11 (mixed insertion of input and output boards)	23 (mixed insertion of input and output boards)
	Network Interface	2, 10 M/100 M/1000 M self-adaptive Ethernet interfaces 1, 10 Gigabit optical interface	2, 10 M/100 M/1000 M self-adaptive Ethernet interfaces 1, 10 Gigabit optical interface
Motherboard (DS-C30S-MCU)	USB Interface	2 × USB 2.0 (Reserved)	2 × USB 2.0 (Reserved)
	RS-232 Serial Interface	1	1
Network Decoding Board (DS-C30S-DEC)	Decoding Performance	Resolution: 16 × 1080P30 or 32 × 720P@30. Supports decoding up to 1600W pixels. Format: H.265, H.264, Mpeg4, etc. Audio Decoding Channel Number: 32 Format: audio encoding format G711-A, G711-U, G722.1, G726-16/U/A, MPEG, AAC-LC	
	Interface	4 × DVI interface	
DVI Input Board (DS-C30S-04DI)	DVI Input Resolution	1024 × 768@60 Hz, 1280 × 1024@60 Hz, 1366 × 768@60 Hz, 1440 × 900@60 Hz, 1680 × 1050@60 Hz, 1280 × 960@60 Hz, 1600 × 1200@60 Hz, 1280 × 720P@50 Hz, 1280 × 720P@60 Hz, 1920×1080P@50 Hz, 1920 × 1080P@60 Hz, 1920 × 1200@60 Hz	
	Interface	4 × VGA interface	
VGA Input Board (DS-C30S-04VI)	VGA Input Resolution	1024 × 768@60 Hz, 1280 × 1024@60 Hz, 1366 × 768@60 Hz, 1440 × 900@60 Hz, 1680 × 1050@60 Hz, 1280 × 960@60 Hz, 1600 × 1200@60 Hz, 1280 × 720P@50 Hz, 1280 × 720P@60 Hz, 1920×1080P@50 Hz, 1920 × 1080P@60 Hz, 1920 × 1200@60 Hz	
	Interface	4 × HDMI interface	
HDMI Input Board (DS-C30S-04HI)	HDMI Input Resolution	1024×768@60Hz, 1280×1024@60Hz, 1366×768@60Hz, 1440×900@60Hz, 1680×1050@60Hz, 1280×960@60Hz, 1600×1200@60Hz, 1280×720P@50Hz, 1280×720P@60Hz, 1920×1080P@50Hz, 1920×1080P@60Hz, 1920×1200@60Hz	
	Interface	2 × HDMI interface	
HDMI Input Board (DS-C30S-02HI/4K)	HDMI Input Resolution	custom resolution: width 1920 - 4092, height 1080 - 2160, frame rate 30/60. Only supports frame rate of 60 when the width is less than 2560 or the height is less than 1940.	
	Interface	2 × DP interface	
DP Input Board (DS-C30S-02DPI/4K)	DP Input Resolution	1024 × 768@60 Hz, 1280 × 1024@60 Hz, 1366 × 768@60 Hz, 1440 × 900@60 Hz, 1680 × 1050@60 Hz, 1280 × 960@60 Hz, 1600 × 1200@60 Hz, 1280 × 720P@50 Hz, 1280 × 720P@60 Hz, 1920 × 1080P@50 Hz, 1920 × 1080P@60 Hz, 1920 × 1200@60 Hz, 3840 × 2160@30 Hz, 3840 × 2160@60 Hz, 4096 × 2160@30 Hz, 4096 × 2160@60 Hz	
	Interface	4 × DVI interface	
DVI Output Board (DS-C30S-04DO)	DVI Output Resolution	1920 × 1200@60 Hz, 1600 × 1200@60 Hz, 1920 × 1080@60 Hz, 1680 × 1050@60 Hz, 1280 × 720@60 Hz, 1280 × 1024@60 Hz, 1024 × 768@60 Hz Supports LED screen and custom resolution output. Can be configured with maximum area length x width less than 260 W.	
	Interface	2 × HDMI interface	
HDMI Output Board (DS-C30S-02HO/4K)	HDMI Output Resolution	4096 × 2160@60 Hz, 3840 × 2160@60 Hz, 2560 × 1600@60 Hz, 2560 × 1440@60 Hz, 1920 × 1200@60 Hz, 1920 × 1080@60 Hz	
	Interface	4 × miniSAS to 20 × 16 electrical interfaces, 2 × 10G optical interfaces	
Two-in-one output board card (DS-C30S-L104)	Video Output Resolution	1920 × 1200@60 Hz, 1600 × 1200@60 Hz, 1920 × 1080@60 Hz, 1680 × 1050@60 Hz, 1280 × 720@60 Hz, 1280 × 1024@60 Hz, 1024 × 768@60 Hz, Supports LED screen and custom resolution output. Can be configured with maximum area length x width less than 260 W.	
	Power Supply	AC 100 - 240 V, 50/60 H 1+2 redundant power supplies	AC 100 - 240 V, 50/60 Hz 2+1 redundant power supplies
Others	Consumption	≤600 W (full-loaded)	
	Working Temperature	0 °C - 50 °C	
	Working Humidity	10 - 90% (non-condensing)	
	Chassis	4.5 U	
	Dimension	447 mm (depth) × 207.8 mm (height) × 442 mm (width)	
	Weight	≤40 KG (full-loaded)	
			AC 100 - 240 V, 50/60 Hz 2+1 redundant power supplies
			≤1000 W (full-loaded)
			0 °C - 50 °C
			10 - 90% (non-condensing)
			8 U
			447 mm (depth) × 354.8 mm (height) × 442 mm (width)
			≤60 KG (full-loaded)



Hikvision Headquarters

No.555 Qianmo Road, Binjiang District, Hangzhou 310051, China
T +86-571-8807-5998
Business: overseasbusiness@hikvision.com
Technical Support: support@hikvision.com

Hikvision Australia

T +61-2-8599-4233
salesau@hikvision.com

Hikvision Azerbaijan

T +994 50 369 81 57
Azerbaijan.CATC@hikvision.com

Hikvision Brazil

T +55-11-3318-0050
Latam.support@hikvision.com

Hikvision Canada

T +1-866-200-6690
sales.canada@hikvision.com

Hikvision Colombia

sales.colombia@hikvision.com

Hikvision Czech

T +420 29 6182640
info.cz@hikvision.com

Hikvision Egypt

T +20223066117
sales.eg@hikvision.com

Hikvision Europe

T +31 23 5542770
sales.eu@hikvision.com

Hikvision France

T +33(0)1 85 330 450
info.fr@hikvision.com

Hikvision Germany

sales.dach@hikvision.com

Hikvision Hong Kong , China

sales.hk@hikvision.com

Hikvision Hungary KFT

info.hu@hikvision.com

Hikvision India

T +91-22-6855 9944
sales@pramahikvision.com

Hikvision Indonesia

T +6221 2933 9366
Sales.Indonesia@hikvision.com

Hikvision Israel

T +972 79 5555590
sales.israel@hikvision.com

Hikvision Italy

T +39 0438 6902
info.it@hikvision.com

Hikvision Kazakhstan

T +7 (727) 291-75-88
support@hikvision.kz

Hikvision Kenya

wangchengbin@hikvision.com

Hikvision Korea

T +82-1661-8138
sales.korea@hikvision.com

Hikvision Malaysia

T +60327224000
sales.my@hikvision.com

Hikvision Mexico

T +52 55 2624 0110
sales.mexico@hikvision.com

Hikvision New Zealand

T 09 217 3127
salesnz@hikvision.com

Hikvision New Panama

Sales.centralamerica@hikvision.com

Hikvision Pakistan

T +92-2135147526
support.pk@hikvision.com

Hikvision Philippines

support.ph@hikvision.com

Hikvision Poland

T +48 22 460 01 50
info.pl@hikvision.com

Hikvision Russia

T +7-495-669-67-99
saleru@hikvision.com

Hikvision Romania

marketing.ro@hikvision.com

Hikvision Singapore

T +65 6684 4718
sg@hikvision.com

Hikvision South Africa

T +27 877018113
sale.africa@hikvision.com

Hikvision Spain

T +34 91 737 16 55
info.es@hikvision.com

Hikvision Tashkent

T +99-87-1238-9438
uzb@hikvision.ru

Hikvision Thailand

sales.thailand@hikvision.com

Hikvision Turkey

T +90 216 521 70 70
support.tr@hikvision.com

Hikvision UAE

T +971-4-4432090
salesme@hikvision.com

Hikvision UK & Ireland

T +44(0)1628 902 140
info.uk@hikvision.com

Hikvision Uzbekistan

T +998-71-233-55-50
uzbekistan@hikvision.com

Hikvision USA

T +1-909-895-0400
sales.usa@hikvision.com

Hikvision Vietnam

T +84 24 7300 7586
sale.vn@hikvision.com

Follow us on social media to get the latest product and solution information



HIKVISION







COMMERCIAL DISPLAY PRODUCTS

January-June 2023

Distributed by



Follow us on social media to get the latest product and solution information

-  Hikvision
-  HikvisionOverseas
-  HikvisionHQ
-  Hikvision
-  HikvisionHQ
-  Hikvision Corporate Channel



www.hikvision.com