



Screen Innovations®

9715-B Burnet Rd. Ste 400
Austin TX, 78758
screeninnovations.com

For sales inquiries please contact:
sales@screeninnovations.com
512-832-6939

For press related inquiries contact:
NicolI Public Relations
lucette@nicollpr.com

v.1.3 | 20 Sept 2019

- 
- 01. Simple**
02. Innovative
03. Fun

WORLD'S FIRSTS

Black
Diamond

08

Zero Edge

11

Tiles,
FlexGlass

13

BD Film,
Slate

14

NASA,
Zero-G

15

Slate AT

16

Solo

17

Zero Edge
Pro, BD /
Slate XL

18

Low-Voltage
Motorized,
Solo/Pro2

19



- **FlexGlass**
Rear-Pro
Bright Room
Sony Pictures – Venom

- **FlexGlass**
Rear-Pro
Retail Store Front
Epson Dubai

- **Zero Edge – Slate**
ALR
House of Worship
Sanctuary Church



Custom Solutions

You Dream it, We Build it.

All of our screens are completely custom, hand-built in our Austin, Texas headquarters. However, we do custom builds too. Everything from super-wide aspect ratio rear-pro screens, to a specialty screen that lives on-board the International Space Station – you dream it, we build it.



- **Zero Edge – Slate**
ALR
Retail Store Front
Target

- **FlexGlass**
Curved Rear-Pro
Broadcast Studio
Czech TV Studio 6

- **Tiles**
ALR
Museum Display
Shanghai International

LIGHT WALL IMAGE

ONE-TENTH THE PRICE

Slate XL

Matte White

Slate XL

189" (4800mm) High

2952" (74980mm) Wide

65% ALR

Motorized



Zero-G®



Solo®

Solo Pro 2
Solo 2



Classic
Motorized

5 Series
3 Series
1 Series

Fixed



Tiles



Zero Edge®

Zero Edge Pro
Zero Edge



Classic Fixed

7 Series
5 Series
3 Series
1 Series

Rear



FlexGlass



Black Diamond®
Film



Motorized QC Station No. 1
Austin TX, USA

Flush or External

Up to 15.8' of Drop

Tab Tensioning

Installation | Adjustment

- Material roll pre-installed from the factory
- Removable upper motor lift tube with single pin release
- PCB is slide removable from the case
- Flush doors are pre-programmed from the factory
- Automatic upper limit by optical sensor

Case Specifications

- Flush or external configuration
- Black or white color options for external case
- Top side recessed electrical control cable access
- Optional separated shipping for case and material roll/motor assembly
- Maximum Drop: 15.8' (4816 mm)
- Maximum drop is dependent upon the diagonal size of the screen

Motor












- Somfy® Gen 1 Quiet Motor
- Butyl Vibration Isolation

Size

Min: 80" (2032mm)
Max: 160" (4064 mm)

Available in 1" increments. All sizes are measured diagonally. Some materials may be limited in size. All dimensions are listed as seamless.

Materials

	
Slate 1.2	Slate .8
	
Slate AT 1.2	Slate AT .8
	
Pure White 1.3	Pure Gray .85
	
Pure White AT 1.3	Pure Gray AT .85
	
Unity AT 1.0	Unity 1.0
	
360 Rear-Pro	

Solo[®] 2

3" Minimal Cassette


Tab Tensioning

Wireless


512.832.6939 | commercialsales@screeninnovations.com



Materials



Pure White 1.3



Pure Gray .85

Accessories

- Wall & Ceiling Bracket (included)
- Décora Flying Bracket
- Décora Ceiling Bracket
- Zero Gap Wall Bracket

Aspect ratios

16:9 | 16:10

Color

Clear anodized cassette with dark grey end caps

Motor & Control Options

Lithium

• RTS

Low-voltage

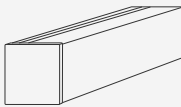

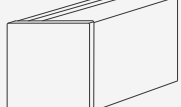

• RTS

• RS485

AC(110v)

• RTS

• RS485

		Max Drop*			Motor			Orientation	
		12"	24"	36"	Lithium RTS	Low Voltage RTS RS485	AC(110v) RTS RS485	Reverse	Standard
Max Diagonal	80"- 100"	S	S	NA	S	S	NA	S	S
	101"- 106"	S	M	NA	S M	S M	M	S M	S M
	107"- 110"	M	M	L	M	M L	M L	M	M L
	111"- 160"	L	L	L	NA	L	L	NA	L
S	Small	M	Medium	L	Large	NA	Not Available		
<div>2.813" (71mm)</div> <div></div> <div>2.875" (73mm)</div>		<div>3.687" (94mm)</div> <div></div> <div>3.5" (90mm)</div>		<div>4.75" (121mm)</div> <div></div> <div>4.625" (117mm)</div>		<div></div> <div>Not Available</div>			

*Max drop for Short Throw screen material is 2"

Solo[®] Pro 2

12 Designer-Selected
Color Options

3" Minimal Cassette

Tab Tensioning

Lithium, Low-voltage, AC

512.832.6939 | commercialsales@screeninnovations.com



Color



Accessories

- Wall & Ceiling Bracket (included)
- Décora Flying Bracket
- Décora Ceiling Bracket
- Zero Gap Wall Bracket

Aspect Ratios

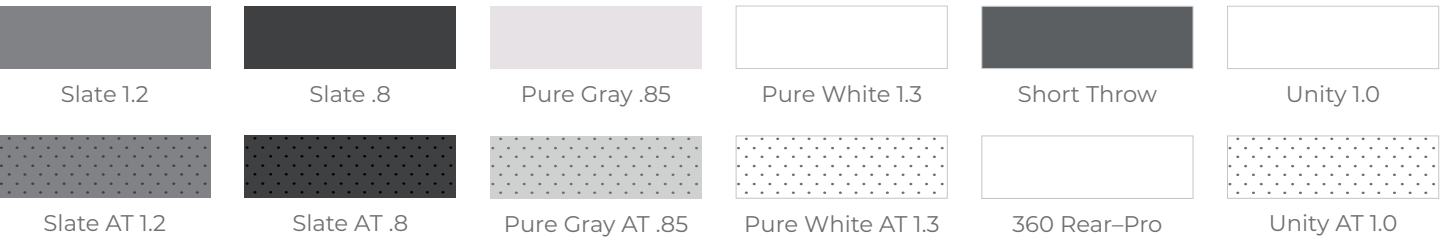
16:9 | 16:10

Passed third party fire performance evaluation in accordance with underwriters laboratories (UL) 2043-13, fire test for heat and visible smoke release for discrete products and their accessories installed in air-handling spaces

Motor & Control Options

Lithium	Low-voltage	AC(110v)
• RTS	• RTS • RS485	• RTS • RS485

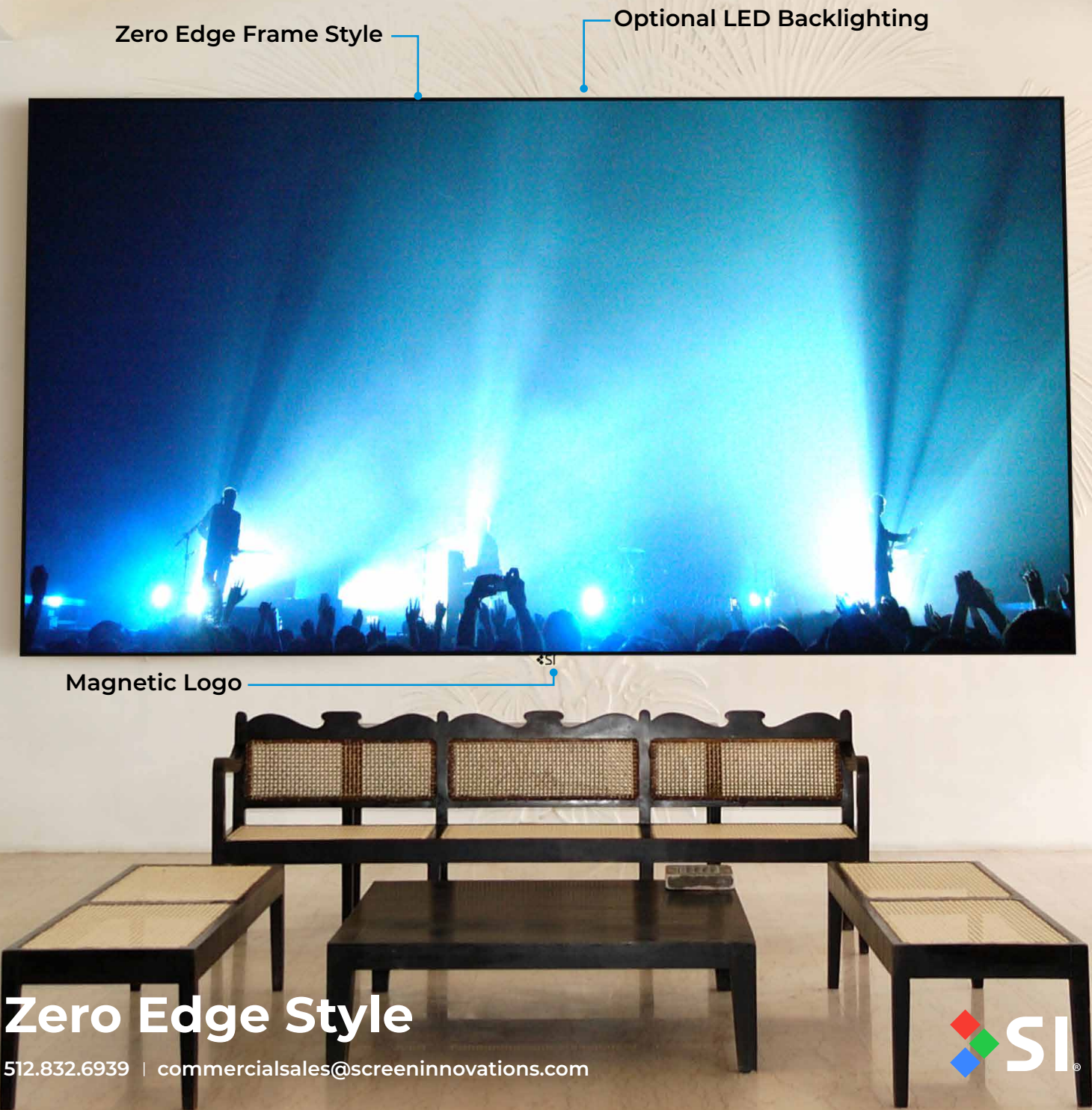
Materials



		Max Drop*			Motor			Orientation	
		12"	24"	36"	Lithium RTS	Low Voltage RTS RS485	AC(110v) RTS RS485	Reverse	Standard
Max Diagonal	80" - 100"	S	S	NA	S	S	NA	S	S
	101" - 106"	S	M	NA	S / M	S / M	M	S / M	S / M
	107" - 110"	M	M	L	M	M / L	M / L	M	M / L
	111" - 160"	L	L	L	NA	L	L	NA	L
S	Small	M	Medium	L	Large	NA	Not Available		
2.813" (71mm)	2.875" (73mm)	3.687" (94mm)	3.5" (90mm)	4.75" (121mm)	4.625" (117mm)	Not Available			

*Max drop for Short Throw screen material is 2"

Zero Edge®



Zero Edge Style
512.832.6939 | commercialsales@screeninnovations.com




Hand Built

All of our screens are built by hand in Austin, Texas and Zero Edge is no exception. We strive for the absolute best quality and craftsmanship in every screen that we make.

LED Backlight

Our optional LED Lighting accessory adds ambience behind the screen to fully complement the room's design and décor and to reduce eye strain for content with rapid transitions from dark to bright.



Frame

- Aluminum extrusion with 1/2" (13mm) "Zero Edge" style bezel
- Built in LED channel for optional backlighting.

Aspect Ratios

16:9 | 16:10 | 2.35:1

Installation | Adjustment

- Pre-assembled shipment: Ships fully assembled up to 133" (3378mm)
- Unassembled shipment: Ships unassembled requiring some assembly


Accessories

- IR Backlight: Manually operated with IR remote.
- Flown Kit: Suspends the frame from aircraft grade aluminum cables.

Size

Max: 205" (5207mm) in 16:9
Max: 205" (5207mm) in 2.35:1
Standard sizes only

Materials



Zero Edge® Pro



Frame

- Small: Aluminum extrusion with .5" (13mm) "Zero Edge" style bezel
- Medium: Aluminum extrusion with 1.5" (38 mm) "Zero Edge" style bezel with .5" (13mm) velvet inlay
- Large: Aluminum extrusion with 2" (51 mm) "Zero Edge" style bezel with .5" (13mm) velvet inlay
- Built in LED channel for optional backlighting

Aspect Ratios

16:9 | 16:10 | 2.35:1 | 2.40:1

Size

Max: 200" (5080mm) in 16:9

Max: 275" (6985mm) in 2.35:1

Available in 1" increments. All sizes are measured diagonally. Some materials may be limited in size. All dimensions are listed as seamless.

Accessories

- Backlight IP
- IR Backlight
- Flown Kit

Installation | Adjustment

- Pre-assembled shipment: Ships fully assembled up to 133" (3378mm)
- Unassembled shipment: Ships unassembled requiring some assembly

Colors

White	Warm White	Dark Gray	Clear Anodized
Char Brown	Taupe	Black	100% Velvet
Teal	Slate Blue	Ferrari Red	Blue
Orange			

Materials

Black Diamond XL / 1.4 / .8	Short Throw .6
Slate 1.2 / .8	Slate AT 1.2 / .8
Pure White 1.3 / Gray .85	Pure AT White 1.3 / Gray .85
Unity 1.0	Unity AT 1.0
Maestro	

The Power To Choose

512.832.6939 | commercialsales@screeninnovations.com



5 Motorized



New Low-voltage

512.832.6939 | commercialsales@screeninnovations.com



Aspect Ratios

16:9 | 16:10 | 2.35:1 | 2.40:1 | 4:3

Case Specifications

- Flush or external configuration
- Black or white color options for external case
- Top side recessed electrical control cable access
- Up to 48-inches of black-drop
- Ships with wall switch, IR remote, and low voltage trigger standard

Color

White | Black

Motor

- Low-Voltage up to 160"
- AC

Size













Up to 16' x 10'

Available in 1" increments. All sizes are measured diagonally. Some materials may be limited in size. All dimensions are listed as seamless.

Installation | Adjustment

- Drop is adjustable in the field.
- Case can be shipped and installed separately.

Materials

	
Slate 1.2	Slate .8
	
Slate AT 1.2	Slate AT .8
	
Pure White 1.3	Pure Gray .85
	
Pure White AT 1.3	Pure Gray AT .85
	
Maestro	Unity AT 1.0
	
Unity 1.0	360 Rear-Pro

3 Motorized



New Low-voltage, Value Oriented

512.832.6939 | commercialsales@screeninnovations.com



Aspect Ratios

16:9 | 16:10

Color

White

Case Specifications

- Flush or external configuration
- White case color only
- Top side recessed electrical control cable access
- Standard 24-inches of black-drop
- Ships with wall switch, IR remote, and low voltage trigger standard

Motor

- Low-Voltage up to 160"
- AC


Size

Max: 200" (5080mm) in 16:9

Max: 185" (4699mm) in 16:10

Standard sizes only. All sizes are measured diagonally. All dimensions are listed as seamless.

Materials



Solar White 1.3



Solar Gray .85

Installation | Adjustment

Drop is adjustable in the field.

1 Motorized



Motorized For The Masses

512.832.6939 | commercialsales@screeninnovations.com



Motorized For The Masses

1 Series Motorized projector screens offer the most popular options in ready to order, out of the box configurations making it our best value oriented product.



Ready To Order

Our 1 Series Motorized screens are available out of the box in standard sizes to make the product not only value oriented but also give it the capability to be quickly produced and fulfilled.

Color

White

Aspect Ratios

16:9

Case Specifications

- External configuration only
- White case color option only
- Up to 24-inches of black-drop standard
- Ships with wall switch, IR remote, and low voltage trigger standard


Size

Max: 133" (3378mm) in 16:9
Standard sizes only
Available in 1" increments. All sizes are measured diagonally. Some materials may be limited in size. All dimensions are listed as seamless.

Installation | Adjustment

Drop is adjustable in the field.

Materials



Gamma

7 Fixed



The Original. Still The Best.

512.832.6939 | commercialsales@screeninnovations.com



Classic Fixed Frame Style

All of our screens are completely hand-built and 7 Series Fixed is no exception. We wrap our 3.5" fixed frames with a fine velvet material which ensures that the frame is as unobtrusive as possible during your viewing experience.

900% Better Contrast

900% – published by S&V magazine, introduced in 2008, Black Diamond® is our award-winning, proprietary ambient light rejecting screen material which preserves the contrast ratio from the projector and enables a much more accurate image representation than a matte white or gray screen can achieve.



Size

Max: 120" (3048mm) in 16:9

Max: 110" (2794mm) in 16:10

Max: 150" (3810mm) in 2.35:1

Available in 1" increments. All sizes are measured diagonally. Some materials may be limited in size. All dimensions are listed as seamless.

Aspect Ratios

16:9 | 16:10 | 2.35:1

Frame

- 3.5" aluminum extrusion hand wrapped in velvet
- Available in curved configuration

Installation | Adjustment

Ships unassembled – some assembly is required.

Materials



Black Diamond 1.4



Black Diamond .8

5 Fixed



The Reference For Fixed Frames

512.832.6939 | commercialsales@screeninnovations.com



Classic Style

Our 5 Series Fixed frames, which start life as a 3.5" aluminum extrusion, are built entirely by hand, including the hand wrapped fine velvet material.

Curve

With our curved frame option, you can have an even greater sense of immersion when watching 2.35:1 movies. The slight curvature of the screen gives the impression of the image wrapping around you, involving you in the action to an even greater degree.

Size

Max: 248" (6299mm) in 16:9

Max: 310" (7874mm) in 2.35:1

Aspect Ratios

16:9 | 16:10 | 2.35:1

Installation | Adjustment

Ships unassembled – some assembly is required.

Frame

- 3.5" aluminum extrusion hand wrapped in velvet
- Available in curved configuration

Materials



Slate 1.2




Slate .8




Slate AT 1.2



Slate AT .8



Pure White 1.3



Pure Gray .85



Pure White AT 1.3



Pure Gray AT .85



Maestro



Unity AT 1.0



Unity 1.0




360 Rear-Pro

3 Fixed



Value Oriented Fixed Frame

512.832.6939 | commercialsales@screeninnovations.com



Quality And Value

One of the most difficult things to do as a manufacturer is to provide high-quality product at affordable prices. 3 Series Fixed meets both of those objectives and gives the “every day man” access to the big screen experience.

Ez-Snap™ Tensioning

Our patented EZ-Snap tensioning system makes installation a breeze and ensures the flattest and tightest material mount on the market today. This system optimizes projector focus, producing sharper images as well as permanently eliminating any concerns about traditional “screen sag.”



Size

Max: 205” (5207mm) in 16:9
Max: 260” (6604mm) in 2.35:1

Aspect Ratios

16:9 | 16:10 | 2.35:1

Installation | Adjustment

Ships unassembled – some assembly is required.

Materials



Solar White 1.3



Solar Gray .85

Frame

- 3.5” aluminum extrusion hand wrapped in velvet
- Available in curved configuration

1 Fixed



Get The Sensation

512.832.6939 | commercialsales@screeninnovations.com

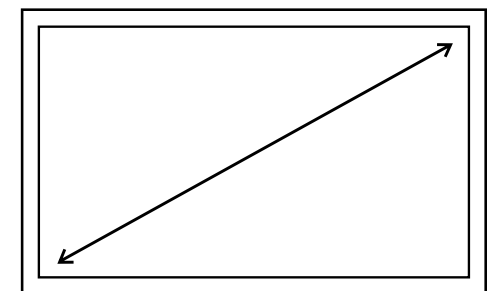


HDTV Ratio

1 Series Fixed is available in the most popular aspect ratio, 16:9, which is the same as most flat-panel televisions. That means that you can have up to a 133-inch TV and get the big screen experience for less than you think.

Big Screen And Small Price

We couldn't skimp on the quality when it came to engineering our value oriented 1 Series Fixed. We had to have both quality and affordability in one package, and to accomplish this, we designed a system that could be both built quickly, but also with the same high-quality standards we design into every product we make.



133" in 16:9

Size

Max: 133" (3378mm) in 16:9

Standard sizes only


Aspect Ratios

16:9

Installation | Adjustment

Ships unassembled – some assembly is required.

Materials



Gamma

Frame

• 3.5" aluminum extrusion hand wrapped in velvet

Tiles


Neodymium Magnet Attachment

Precision Running Bond

Black Diamond Material

Precision Running Bond

Its an LED wall alternative. A computer controlled cutting system capable of extremely exact specifications combined with a running bond pattern ensures premium quality.



Simple Installation

Each panel is designed with an attachment system that utilizes neodymium magnets to securely “snap” panels into place.

Frame

- Aluminum structure with hard panel attachment assembled on-site
- The outer frame has a 1” bezel

Aspect Ratios

16:9 | 16:10

Size

Max: 330” (8382mm) in 16:9

Installation | Adjustment

- Frame is assembled on-site
- Panels (“tiles”) are rigid and attached onsite in a running-bond pattern and will be either 3x3, 4x4, 5x5 or 6x6 configurations

Material



Black Diamond 1.4

Going Small To Go Big

512.832.6939 | commercialsales@screeninnovations.com



Flexglass®

Durable Polycarbonate Material

Ambient Light
Rejecting

Flexible Into
Complex Shapes

Flexible Rear-Pro Glass

512.832.6939 | commercialsales@screeninnovations.com



Flexible

FlexGlass is configurable into many different shapes such as an S-shape or even a 360° circle.

Perfect Edge-Blend

With a screen that can go this large, edge-blending capability is a must. Seamlessly blend multiple projectors together with FlexGlass' perfectly uniform viewing surface.



Frame

- Material ships rolled on a small core
- Optional aluminum frame extrusion for in-wall mounting or stand-alone
- Frame can be configured curved at desired radius

Aspect Ratios

Custom

Size


Max Width: 1,212" (30785mm)

Max Height: 103" (2616mm)

Installation | Adjustment


- Frame is assembled on-site
- Material ships rolled on a 2" core and is unrolled and attached to fully assembled frame
- Min. 0.2 x throw

Material



Flexglass .6

Black Diamond® Film



Ambient Light Rejecting

Black Diamond Film has unmatched ambient light rejection, creating contrast levels in ideal places like retail and in-window displays, exhibits, and trade shows.



Simple Application

With a permanent pressure sensitive adhesive and release liner, application is similar to applying window tint, making installation very easy and pain free.

Frame

- Material ships unframed
- Frames, glass or acrylic surfaces are not included

Size

Max Width: 1,176" (29870mm)
Max Height: 60" (1524mm)

Installation | Adjustment

- We recommend installation be completed by a professional window tint specialist
- We do not sell or advise on glass mounting methods
- Material ships rolled on a 2" core and is attached with pressure sensitive adhesive liner

Material



Black Diamond
Film 1.4





















Black Diamond
Film .8

Applies Like Window Tint

512.832.6939 | commercialsales@screeninnovations.com



Accessories

 solo remote	 ir-receiver and remote	 ir-receiver and remote	 ir-receiver and remote	
 solo - go stand	 magnetic charging cable	 solo - go stand	 ir-receiver and remote	
 solo ceiling brackets	 solo - go stand	 stands	 ir backlight kit	 ir backlight remote
 solo flying brackets	 backlight ip	 zero-edge flying kit	 somfy myLink	 wired wall-switch

Control

“Alexa, turn on movie time.”

For the ultimate freedom, Solo can be integrated into the Amazon Echo ecosystem allowing voice commands to control your screen.

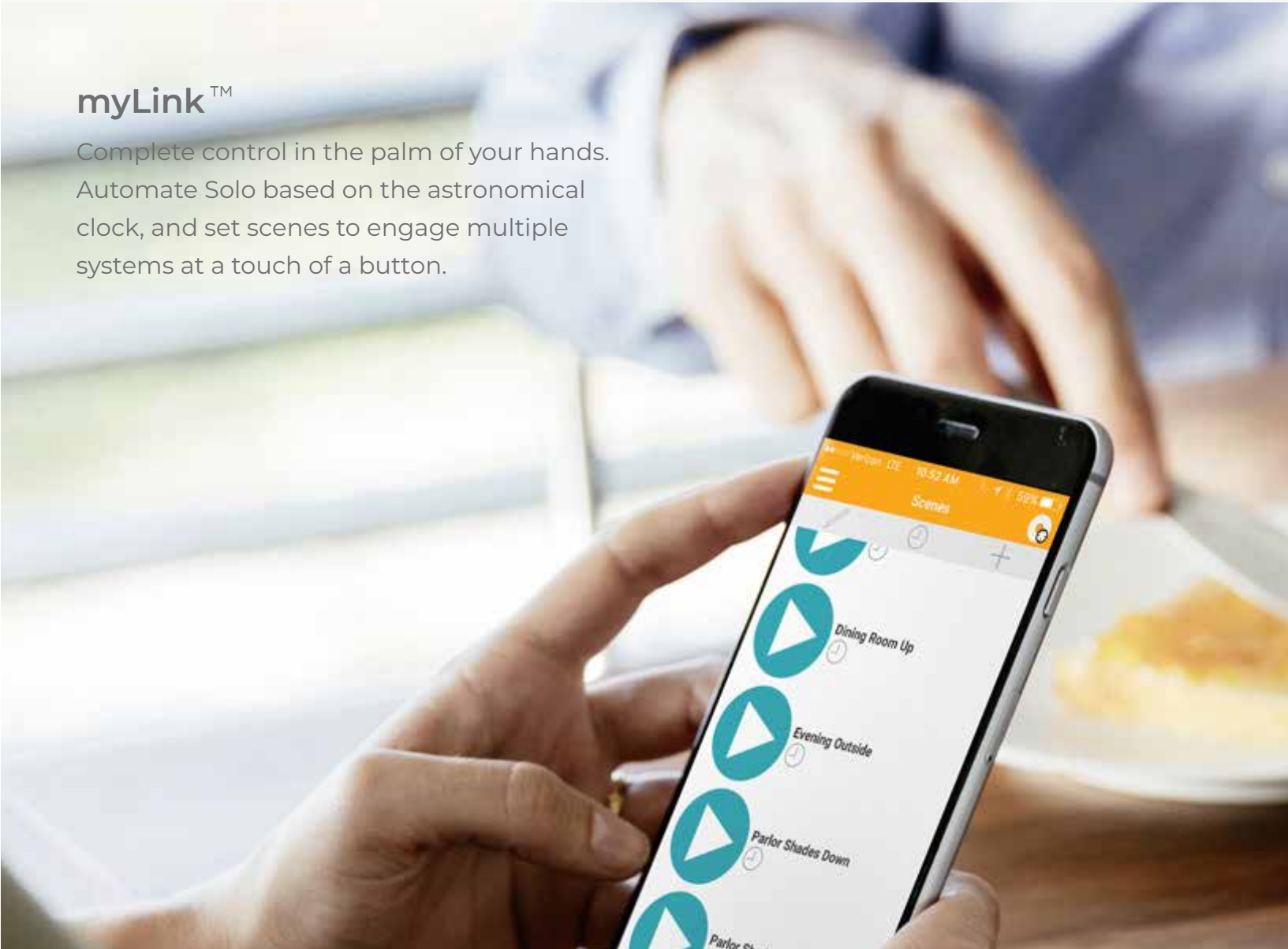
Amazon, Alexa and all related logos are



Control4 CRESTRON ELAN SAVANT

myLink™

Complete control in the palm of your hands. Automate Solo based on the astronomical clock, and set scenes to engage multiple systems at a touch of a button.





ALR

BD
Black
Diamond



Max Width
Max Height
Gain

1,800" (45720mm)
74" (1880mm)
1.2 / 1.4 / .8

SL
Slate



Max Width
Max Height
Gain

3,600" (91440mm)
184" (4674mm)
1.4 / 1.2 / .8

ST
Short
Throw



Max Width
Max Height
Gain

113" (2870mm)
59" (1499mm)
.6

BF
Black
Diamond Film



Max Width
Max Height
Gain

1,176" (29870mm)
60" (1524mm)
1.4 / .8


FG
FlexGlass



Max Width
Max Height
Gain

1,212" (30785mm)
103" (2616mm)
.6


TS
360



Max Width
Max Height
Gain

3,600" (91440mm)
101" (2565mm)
.85


SW
Solar
White / Gray



Max Width
Max Height
Gain

2,952" (74981mm)
184" (4674mm)
1.3 / .85


PW
Pure
White / Gray



Max Width
Max Height
Gain

3,600" (91440mm)
102" (2591mm)
1.3 / .85

UT
Unity



Max Width
Max Height
Gain

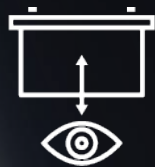
3,600" (91440mm)
102" (2591mm)
1.0

standard



material	projection type	screen color	min height	max size (in)	max size (mm)	gain	half gain	air*	minimum throw	edge blend	rigidity	texture	flame resistant	acoustically transparent
Black Diamond .8	front	Black	—	1800 w x 59 h	45720 w x 1499 h	.8	29°	90%	1.5 x image width	●	flexible, semi rigid, rigid	micro	●	●
Short Throw .6	front	Black	—	113 w x 59 h	2870 w x 1499 h	.6	85°	90%	0.1 x image width	●	rigid	fine	●	●
Black Diamond 1.4	front	Dark Gray	—	1800 w x 59 h	45720 w x 1499 h	1.4	36°	85%	1.5 x image width	●	flexible, semi rigid, rigid	micro	●	●
Black Diamond XL	front	Dark Gray	—	1800 w x 74 h	45720 w x 1880 h	1.2	35°	80%	1.5 x image width	●	flexible, semi rigid	micro	●	●
Slate .8	front	Black	—	3600 w x 102 h	91440 w x 2591 h	.8	30°	70%	1.5 x image width	●	flexible	micro	●	●
Slate AT .8	front	Black	—	3600 w x 102 h	91440 w x 2591 h	.8	30°	70%	1.5 x image width	●	flexible	micro	●	●
BD Rear-Pro Film .8	rear	Black	—	1176 w x 60 h	29870 w x 1524 h	.8	37°	45%	1.2 x image width	●	flexible, semi rigid, rigid	micro	●	●
Slate 1.2	front	Gunmetal	—	3600 w x 122 h	91440 w x 3091 h	1.2	35°	65%	1.5 x image width	●	flexible	micro	●	●
Slate AT 1.2	front	Gunmetal	—	3600 w x 102 h	91440 w x 2591 h	1.2	35°	65%	1.5 x image width	●	flexible	micro	●	●
Slate XL	front	Gunmetal	121	2952 w x 184 h	74981 w x 4674 h	1.4	37°	60%	1.5 x image width	●	flexible	fine	●	●
FlexGlass Rear-Pro .6	rear	Gray	—	1212 w x 103 h	30785 w x 2616 h	.6	75°	60%	0.2 x image width	●	Semi Rigid	fine	●	●
BD Rear-Pro Film 1.4	rear	Dark Gray	—	1176 w x 60 h	29870 w x 1524 h	1.4	41°	35%	1.2 x image width	●	flexible, semi rigid, rigid	micro	●	●
360 Rear-Pro	rear	White	—	3600 w x 101 h	91440 w x 2565 h	.85	80°	15%	0.2 x image width	●	flexible	fine	●	●
Pure Gray .85	front	Gray	—	3600 w x 102 h	91440 w x 2565 h	.85	80°	15%	0.2 x image width	●	flexible	micro	●	●
Pure Gray AT .85	front	Gray	—	3600 w x 102 h	91440 w x 2565 h	.85	80°	15%	0.5 x image width	●	flexible	micro	●	●
Pure White AT 1.3	front	White	—	3600 w x 102 h	91440 w x 2565 h	1.3	75°	10%	0.5 x image width	●	flexible	micro	●	●
Solar Gray .85	front	Gray	103	2952 w x 184 h	74981 w x 4674 h	.85	80°	15%	0.2 x image width	●	flexible	fine	●	●
Maestro AT 1.1	front	White	—	1080 w x 122 h	27432 w x 3099 h	1.1	75°	10%	0.8 x image width	●	flexible	high	●	●
Pure White 1.3	front	White	—	3600 w x 102 h	91440 w x 2591 h	1.3	75°	10%	0.2 x image width	●	flexible	micro	●	●
Solar White 1.3	front	White	103	2952 w x 184 h	74981 w x 4674 h	1.3	75°	10%	0.2 x image width	●	flexible	fine	●	●
Unity	front	White	—	3600 w x 102 h	91440 w x 2591 h	1.0	80°	10%	0.2 x image width	●	flexible	micro	●	●
Unity AT	front	White	—	3600 w x 102 h	91440 w x 2591 h	1.0	80°	10%	0.5 x image width	●	flexible	micro	●	●

*air = ambient light rejection



Seating Distance

Not sure how big of a screen you need based on your seating distance? With our seating distance calculator you can instantly get the correct screen sizes using the visual acuity scale established by the ITU (International Telecommunications Union) based on UHD/4k resolution.



Projector Wizard

Will your projector fit the available space? What about your screen? To find out, use the Projector Wizard which includes specifications for every single projector ever made. Literally.



Screen Wizard

After you've determined which projector and/or screen is appropriate for your space, you can then use our screen wizard tool to determine which screen material is best for your space. Simply enter your ambient light value you obtained by using the free Whitegoods app, your screen size and projector lumens and our calculator will recommend exactly which material will work for your environment.



Screen Calculator

Once you know the material that is recommended for your space, our Screen Calculator will take that information and generate a PDF drawing of your screen in mere seconds, not weeks. You can then email the quote or print the PDF of your drawing directly from the calculator.

